


FLEXIBLE MULTI CORE CABLES

HYPERFLEX™ HFM SERIES

Ultra Performance Flexible Rubber LSHF
Cable 0.6/1kV 110°C



APPLICATIONS:

Data Centers LSHF cables boost safety, minimize toxic emissions, ensure compliance, and provide reliable performance in high-density cabling applications.

Power Supply for Switchboards, flexible droppers from busbars, transformers, load banks or other equipment requiring fixed or flexible cable.

Welding Suitable for welding and electrode leads.

Generator Sets As leads for temporary power supplies.

Automotive Battery leads or jumpers, battery chargers, electric forklifts.

Telecommunications Where finely stranded large cross section cables are required for minimal volt drop.

Greenstar applications: PVC-free, Low Smoke Halogen Free construction suitable for sustainable building standards.

FEATURES	BENEFITS
EASY RUN™ finely stranded class 6 conductors provide extreme flexibility and superior bending radius.	Making it easier and faster to install, especially in confined spaces.
EASY GLIDE™ LOW-FRICTION SHEATH	Making it easier to pull through conduit and ensuring a much smoother installation.
FLEXI CHILL™ remains flexible in cold temperatures.	Making it easy to install in cold conditions.
Low Smoke Halogen Free sheath (LSHF)	Minimises toxic fumes and smoke in the event of a fire.
Flame retardant sheath made to IEC 60332-3-22	Reduces fire spread in high-density, bunched cable routes through critical areas, ensuring minimised flame propagation.
UV stabilised black sheath	Provides prolonged UV resistance to sunlight degradation.
Submersible to 200m	Provides dependable operation in demanding submerged environments.

CONSTRUCTION:

Conductor: Annealed plain copper stranded extreme flexibility (Class 6)

Insulation: X-HF-110

Sheath: SE-LSHF-EG

CHARACTERISTICS:

Operating Temperature Range Fixed -25°C to 110°C

Maximum Conductor Temperature 110°C (Current ratings are based on 30°C air temp. See technical section for de-rating factors).

Rated Voltage U₀/U 0.6/1kV.

Max AC Operating Voltage U₀ 0.7kV.

Minimum Bending Radius Fixed 4 x cable diameter / Flexing 6 x cable diameter.

Sheath Colour Black (other colours available on request).

Standard Core Colours

3 Core – Red, Black, Green/Yellow; 4 Core – Red, White, Blue, Green/Yellow; 5 Core – Red, White, Blue, Black, Green/Yellow;

Multi Core - White Numbered

Relevant Standards IEC 60332-1, AS/NZS 5000.1, AS/NZS 1125, AS/NZS 3808, AS/NZS 3008, IEC 61034-2, IEC 60754-1, **RoHS** Compliant.

Firstflex has taken every precaution to ensure accurate information in this catalogue, but accept no liability for any errors or omissions. Firstflex reserves the right to modify specifications at any time.




P: (09) 264 1000 | sales@firstflex.co.nz | www.firstflex.co.nz

FLEXIBLE MULTI CORE CABLES

HYPERFLEX™ HFM SERIES continued



Code	No. of Cores x Size	Approx. Stranding no. of	Approx. Overall Diameter	Approx. Weight	Nominal Amps un-enclosed protected from sun @ 30°C fixed installation 3 Phase	Single Phase Volt Drop @50Hz / MAX. Conductor Temp:
	(mm ²)	Wires x mm	(mm)	(Kg/Km)	Touching 	110°C (Mv/Am)
HFM03/1.5	2x1.5 + E1.5	80/0.15	10.8	149	30	36.04
HFM03/2.5	2x2.5 + E2.5	132/0.15	11.8	191	41	21.60
HFM03/4.0	2x4.0 + E2.5	212/0.15	12.9	236	54	13.40
HFM03/6.0	2x6.0 + E2.5	189/0.196	14.0	291	67	8.94
HFM03/10	2x10 + E4	309/0.196	15.6	401	94	5.17
HFM03/16	2x16 + E6	489/0.196	17.8	560	124	3.28
HFM03/25	2x25 + E6	756/0.196	21.4	800	165	2.13
HFM03/35	2x35 + E10	1060/0.196	23.8	1059	203	1.51


Code	No. of Cores x Size	Approx. Stranding no. of	Approx. Overall Diameter	Approx. Weight	Nominal Amps un-enclosed protected from sun @ 30°C fixed installation 3 Phase	4 Phase Volt Drop @50Hz / MAX. Conductor Temp:
	(mm ²)	Wires x mm	(mm)	(Kg/Km)	Touching	110°C (Mv/Am)
HFM04/1.5	3x1.5 + E1.5	80/0.15	11.6	178	26	31.20
HFM04/2.5	3x2.5 + E2.5	132/0.15	12.7	231	34	18.70
HFM04/4.0	3x4.0 + E2.5	212/0.15	14.0	294	45	11.60
HFM04/6.0	3x6.0 + E2.5	189/0.196	15.2	369	58	7.74
HFM04/10	3x10 + E4	309/0.196	17.1	518	80	4.48
HFM04/16	3x16 + E6	489/0.196	19.5	735	106	2.84
HFM04/25	3x25 + E6	756/0.196	22.8	1044	140	1.84
HFM04/35	3x35 + E10	1060/0.196	25.6	1416	173	1.31
HFM04/50	3x50 + E16	1525/0.196	30.0	1981	218	0.92
HFM04/70	3x70 + E25	2162/0.196	34.5	2746	273	0.65
HFM04/95	3x95 + E25	2857/0.196	38.2	3448	327	0.50
HFM04/120	3x120 + E35	3650/0.196	42.2	4361	385	0.40
HFM04/150	3x150 + E50	2184/0.284	47.6	5546	442	0.33
HFM04/185	3x185 + E70	2660/0.284	53.1	6864	503	0.29
HFM04/240	3x240 + E95	3500/0.284	59.1	8845	598	0.23

Product table continued over ►

FLEXIBLE MULTI CORE CABLES

HYPERFLEX™ HFM SERIES continued



Code	No. of Cores x Size (mm ²)	Approx. Stranding no. of Wires x mm	Approx. Overall Diameter (mm)	Approx. Weight (Kg/Km)	Nominal Amps un-enclosed protected from sun @ 30°C fixed installation 3 Phase		4 Phase Volt Drop @50Hz / MAX. Conductor Temp: 110°C (Mv/Am)
					Touching		
HFM05/1.5	4x1.5 + E1.5	80/0.15	12.5	208	26		31.20
HFM05/2.5	4x2.5 + E2.5	132/0.15	13.7	274	34		18.70
HFM05/4.0	4x4.0 + E2.5	212/0.15	15.3	357	45		11.60
HFM05/6.0	4x6.0 + E2.5	189/0.196	16.7	455	58		7.74
HFM05/10	4x10 + E4	309/0.196	18.8	645	80		4.48
HFM05/16	4x16 + E6	489/0.196	21.5	922	106		2.84
HFM05/25	4x25 + E6	756/0.196	25.7	1354	140		1.84
HFM05/35	4x35 + E10	1060/0.196	28.7	1808	173		1.31
HFM05/50	4x50 + E16	1525/0.196	34.0	2549	218		0.92
HFM05/70	4x70 + E25	2162/0.196	38.9	3527	273		0.65
HFM05/95	4x95 + E25	2857/0.196	43.5	4484	327		0.50
HFM05/120	4x120 + E35	3650/0.196	48.1	5663	385		0.40
HFM05/150	4x150 + E50	2184/0.284	54.1	7172	442		0.33
HFM05/185	4x185 + E70	2660/0.284	60.2	8846	503		0.29
HFM05/240	4x240 + E95	3500/0.284	67.3	11439	598		0.23
HFM07/1.5	6x1.5 + E1.5	80/0.15	13.4	246	26		36.036
HFM07/2.5	6x2.5 + E2.5	132/0.15	14.8	329	34		21.5985
HFM12/1.5	11x1.5 + E1.5	80/0.15	16.9	407	26		36.036
HFM12/2.5	11x2.5 + E2.5	132/0.15	18.8	555	34		21.5985
HFM19/1.5	18x1.5 + E1.5	80/0.15	19.5	547	26		36.036
HFM19/2.5	18x2.5 + E2.5	132/0.15	21.8	760	34		21.5985
HFM27/1.5	26x1.5 + E1.5	80/0.15	23.0	798	26		36.036
HFM27/2.5	26x2.5 + E2.5	132/0.15	26.1	1138	34		21.5985
HFM37/1.5	36x1.5 + E1.5	80/0.15	25.8	993	26		36.036

Firstflex has taken every precaution to ensure accurate information in this catalogue, but accept no liability for any errors or omissions. Firstflex reserves the right to modify specifications at any time.

