

MAXCAB CONSTRUCTION CABLES & BUILDING WIRE

BCW Series	42
CW Series	43
VIN Series	44
CFX Series	45
MC Series	47
MCN Series	48
MCX Series	49
MCH SWA Series	52
MCP SWA Series	54
MCX SWA Series	55
MCX VEC Series	56
NST TRAYSCREEN Series	57
NSU Series	58
NSUX Series	60



BCW SERIES

Standard Performance Bare Copper Wire CU Strand - Soft Drawn



APPLICATIONS:

Earthing Transformer earth leads, earth grid and electrical grounding systems (buried direct).

PRODUCT FEATURES:

- ▶ Metre marked for better length control
- ▶ Custom printing on request for identification purposes
- ▶ Greater flexibility 35mm² and above
- ▶ No minimum order quantity

CONSTRUCTION:

Conductor Annealed plain copper stranded (Class 2) or greater

CHARACTERISTICS:

Minimum bending radius Fixed 10 x cable diameter

Relevant Standards AS/NZS1125, AS/NZS3000

Code	No. of Cores x Size (mm ²)	Approx. Stranding No. of wires x mm	Approx. Overall Diameter (mm)	Approx. Weight (Kg/Km)	DC Conductor Resistance @ 20°C (Ω/km)
BCW016	1 X 16.0	7/1.70	5.1	143	1.15
BCW025	1 X 25.0	7/2.14	6.42	227	0.727
BCW035	1 X 35.0	19/1.53	7.65	315	0.524
BCW050	1 X 50.0	19/1.78	8.9	426	0.387
BCW070	1 X 70.0	19/2.14	10.7	616	0.268
BCW095	1 X 95.0	37/1.78	12.46	830	0.193
BCW120	1 X 120.0	37/2.03	14.21	1080	0.153

CW SERIES

Standard Performance Fixed Building / Conduit Wire 0.6/1kV 90°C



APPLICATIONS:

- Power** Suitable for switchboards and panel wiring.
- Control & Signals** Suitable for control panel wiring.
- Enclosures** Wiring in metal / PVC conduit and other protective enclosures.
- Earthing** Wiring in housing and light commercial buildings. Also suitable for earth bonding.

PRODUCT FEATURES:

- ▶ Flame retardant
- ▶ UV stabilised
- ▶ Tight bending radius
- ▶ Metre marked 0.5mm to 25mm for better length control
- ▶ Oil and chemical resistant (See *Technical Section*)

CONSTRUCTION:

- Conductor** Annealed plain copper stranded (Class 2).
- Insulation** SPVC V-90HT.

CHARACTERISTICS:

- Operating Temperature Range** Fixed -5°C to 90°C.
- Maximum Conductor Temperature** 105°C (Current ratings are based on 30°C air temp. See technical section for de-rating factors).
- Rated Voltage** U₀/U 0.6/1kV. **Max AC Operating Voltage** U₀ 0.7kV.
- Minimum Bending Radius** Fixed 7 x cable diameter.
- Insulation Colours**
(use colour letters at end of code when ordering)
BK - Black
BL - Blue
G/Y - Green/Yellow
RD - Red
WH - White. Other colours available on request.
- Relevant Standards** AS/NZS 5000.1, AS/NZS 3808, AS/NZS 3008, AS/NZS 1125, **CE** Directive 2006/95/EC, **RoHS** Compliant.
- BEP Certified - Greenstar compliant.**

Code	No. of Cores x Size (mm ²)	Approx. Stranding No. of wires x mm	Approx. Overall Diameter (mm)	Approx. Weight (Kg/Km)	Nominal Amps @ 30°C Fixed Installation Single Phase		Single Phase Volt Drop 90°C (Mv/Am)
					Conduit in air	Unenclosed in air	
CW001.5	1 x 1.5	7/0.5	3.3	25	21	22	34.6
CW002.5	1 x 2.5	7/0.67	3.7	35	27	31	18.9
CW004	1 x 4.0	7/0.85	4.7	55	36	41	11.7
CW006	1 x 6.0	7/1.04	5.3	70	47	52	7.82
CW010	1 x 10.0	7/1.35	6.1	120	62	72	4.67
CW016	1 x 16.0	7/1.70	7.1	180	80	95	2.94
CW025	1 x 25.0	7/2.14	8.9	285	107	129	1.87
CW035	1 x 35.0	19/1.53	10.3	370	128	158	1.35
CW050	1 x 50.0	19/1.78	12.0	515	157	194	1.007
CW070	1 x 70.0	19/2.14	13.3	730	194	246	0.710
CW095	1 x 95.0	37/1.78	15.9	980	242	306	0.527
CW120	1 x 120	37/2.03	16.4	1250	276	358	0.430
CW150	1 x 150	37/2.27	17.9	1480	314	413	0.381

MAXCAB CONSTRUCTION CABLES & BUILDING WIRE

VIN SERIES

Standard Performance Fixed Circular
TPS Cable 0.6/1kV 75°C



APPLICATIONS:

- Power** Suitable for main and submains in a fixed location.
- Enclosures** Internal wiring inside and between switchboards.
- Buildings** Suitable for interconnection of mains between floors. Typical use within Network authority works.

PRODUCT FEATURES:

- ▶ Flame retardant
- ▶ UV stabilised
- ▶ Metre marked for better length control
- ▶ Oil and chemical resistant (See Technical Section)

CONSTRUCTION:

- Conductor** Annealed plain copper stranded (Class 2)
- Insulation** V-75.
- Sheath** SPVC.

CHARACTERISTICS:

- Operating Temperature range** -20°C to 75°C
- Maximum Conductor Temperature** 75°C (Current ratings are based on 30°C air temp. See technical section for de-rating factors).
- Rated Voltage** U_o/U 0.6/1kV
- Minimum Bending Radius** Fixed - 12 x cable diameter
- Insulation Core Colour** White
- Sheath Colour**
(Use colour letters at the end of the code when ordering)
BK - Black
BL - Blue
RD - Red
WH - White
- Relevant Standards** AS/NZS 5000.1, AS/NZS 3808, AS/NZS 3008, AS/NZS 1125, **RoHS** Compliant.
- BEP Certified - Greenstar compliant.**

Code	No. of Cores x Size (mm ²)	Approx. Stranding no. of Wires x mm	Approx. Overall Diameter (H x W) (mm x mm)	Approx. Weight (Kg/Km)	Nominal Amps @ 30°C Fixed Installation			Three Phase Volt Drop 75°C (mV/Am)
					Touching	Enclosed wiring enclosure in Air	Partially surrounded by thermal insulation	
VIN016	1 x 16	7/1.70	9.9	230	82	71	44	2.55
VIN025	1 x 25	7/2.14	11.6	340	111	92	57	1.65
VIN035	1 x 35	19/1.53	12.9	440	136	114	71	1.18
VIN070	1 x 70	19/2.14	16.3	800	210	173	107	0.591

Firstflex has taken every precaution to ensure accurate information in this catalogue, but accept no liability for any errors or omissions. Firstflex reserves the right to modify specifications at any time.

CFX SERIES

**Standard Performance Flexible
(Fixed application) SDI Cable
0.6/1kV 90°C**



APPLICATIONS:

Power Switchboards, submains & subcircuits, buried & in underground or overhead ducts, transformers, load banks or other equipment requiring fixed applications.

Pumping Suitable for permanent submersion to 200 metres.

Generator Sets As leads for temporary power supplies.

Telecommunications Where finely stranded large cross section cables are required for minimal volt drop in a fixed application.

PRODUCT FEATURES:

- ▶ Small overall diameter for tight spaces
- ▶ Flame retardant
- ▶ Water and moisture resistant
- ▶ Suitable for permanent submersion to 200 metres
- ▶ UV stabilised
- ▶ Heat, oil and chemical resistant (See Technical Section)

CONSTRUCTION:

Conductor Annealed plain copper stranded flexibility (Class 5).

Insulation X-90.

Sheath SPVC.

CHARACTERISTICS:

Operating Temperature Range Fixed -20°C to 90°C

Maximum Conductor Temperature 90°C (Current ratings are based on 30°C air temp. See technical section for de-rating factors).

Rated Voltage U_o/U 0.6/1kV.




Max AC Operating Voltage U_o 0.7kV.

Minimum Bending Radius Fixed 4 x cable diameter / Flexing 6 x cable diameter.

Sheath Colour Black. (Red subject to availability).

Relevant Standards IEC 60332-1, AS/NZS 5000.1, AS/NZS 1125, AS/NZS 3808, AS/NZS 3008, **RoHS** Compliant.

BEP Certified - Greenstar compliant.

Code	No. of Cores x Size (mm ²)	Approx. Stranding no. of Wires x mm	Approx. Overall Diameter (mm)	Approx. Weight (Kg/Km)	Nominal Amps un-enclosed protected from sun @ 30°C fixed installation 3 Phase			3 Phase Volt Drop @50Hz / MAX. Conductor Temp: 90°C (Mv/Am)
					Spaced 	Spaced from Surface 	Touching 	
CFX016	1 x 16.0	122/0.39	9.20	215	117	100	94	2.550
CFX025	1 x 25.0	189/0.39	10.82	310	156	133	125	1.620
CFX035	1 x 35.0	265/0.39	12.00	415	195	166	158	1.170
CFX050	1 x 50.0	380/0.39	13.72	560	245	210	194	0.872
CFX070	1 x 70.0	346/0.39	15.60	780	311	265	248	0.615
CFX095	1 x 95.0	457/0.39	17.25	990	375	319	298	0.457
CFX120	1 x 120.0	587/0.49	19.00	1270	447	381	354	0.373
CFX150	1 x 150.0	728/0.49	21.05	1575	517	440	409	0.316
CFX185	1 x 185.0	886/0.49	23.21	1945	594	505	470	0.269
CFX240	1 x 240.0	1172/0.49	25.74	2420	716	608	565	0.227
CFX300	1 x 300.0	1464/0.49	28.25	3150	827	701	650	0.202
CFX400	1 x 400.0	1930/0.49	32.11	4370	1000	840	780	0.183
CFX500	1 x 500.0	2442/0.49	35.75	5275	1168	972	903	0.170
CFX630	1 x 630.0	3246/0.49	40.57	6400	1382	1133	1052	0.160

MC SERIES

Standard Performance Fixed Circular TPS Cable 450/750V 90°C



APPLICATIONS:

- Power** Suitable for mains and submains in a fixed application.
- Direct Burial** Can be installed underground when installed as part of a Category B wiring system.
- Outdoor Use** Suitable for outdoor use and wet locations not subject to mechanical damage.
- Hazardous Areas** With correct explosion proof glands this cable can be installed in locations subject to explosion hazards AS/NZS 60079.14.

PRODUCT FEATURES:

- ▶ Metre marking for better length control
- ▶ UV stabilised
- ▶ Flame retardant
- ▶ Heat, oil and chemical resistant (*See Technical Section*)


Note: Standard Core MC Series meets AS/NZS 5000.2.
Multi Core MC Series (7 core and above) meets AS/NZS 5000.3.

CONSTRUCTION:

- Conductor** Annealed plain copper stranded (Class 2).
- Insulation** SPVC V-90.
- Sheath** SPVC.

CHARACTERISTICS:

- Operating Temperature Range** Fixed -20 to 90°C.
- Maximum Conductor Temperature** 90°C (Current ratings are based on 30°C air temp. See technical section for de-rating factors).
- Rated Voltage** Uo/U 450/750V.
- Minimum Bending Radius** Fixed 12 x cable diameter.
- Sheath Colour** Black.
- Standard Core Colour** 3 Core – Red, Black, Green/Yellow
4 Core – Red, White, Blue, Green/Yellow.
5 Core – Red, White, Blue, Black, Green/Yellow.
Multi Core – White (numbered) + Green/Yellow.
- Relevant Standards** AS/NZS 5000.2, AS/NZS 5000.3, AS/NZS 1125, AS/NZS 3808, AS/NZS 3008, IEC 60332-1-2, AS/NZS 60079.14,
- RoHS** Compliant. **BEP Certified - Greenstar compliant.**

Code	No. of Cores x Size (mm ²)	Approx. Stranding No. of wires x mm	Approx. Overall Diameter (mm)	Approx. Weight (Kg/Km)	Nominal Amps un-enclosed @ 30°C fixed application		3 Phase Volt Drop @50Hz / MAX. Conductor Temp: 90°C (Mv/Am)
					Touching		
MC03/1.5	2x1.5+E1.5	7/0.50+7/0.50	8.5	99	17		30.0
MC03/2.5	2x2.5+E2.5	7/0.67+7/0.67	10.0	147	25		16.4
MC03/4.0	2x4.0+E2.5	7/0.85+7/0.67	11.6	198	33		10.2
MC03/6.0	2x6.0+E2.5	7/1.04+7/0.67	12.8	246	42		6.8
MC04/1.5	3x1.5+E1.5	7/0.50+7/0.50	9.2	122	17		30.0
MC04/2.5	3x2.5+E2.5	7/0.67+7/0.67	11.1	189	25		16.4
MC04/4.0	3x4.0+E2.5	7/0.85+7/0.67	12.7	253	33		10.2
MC04/6.0	3x6.0+E2.5	7/1.04+7/0.67	14.0	323	42		6.8
MC05/1.5	4x1.5+E1.5	7/0.50+7/0.50	10.0	145	17		30.0
MC05/2.5	4x2.5+E2.5	7/0.67+7/0.67	12.2	227	25		16.4
MC05/4.0	4x4.0+E2.5	7/0.85+7/0.67	14.1	316	33		10.2
MC05/6.0	4x6.0+E2.5	7/1.04+7/0.67	15.3	407	42		6.8
MC07/1.5	6x1.5+E1.5	7/0.50+7/0.50	11.4	198	17		30.0
MC12/1.5	11x1.5+E1.5	7/0.50+7/0.50	14.2	322	17		30.0
MC19/1.5	18x1.5+E1.5	7/0.50+7/0.50	16.9	448	17		30.0
MC27/1.5	26x1.5+E1.5	7/0.50+7/0.50	21.0	674	17		30.0
MC37/1.5	36x1.5+E1.5	7/0.50+7/0.50	22.8	844	17		30.0
MC07/2.5	6x2.5+E2.5	7/0.67+7/0.67	13.2	302	25		16.4
MC12/2.5	11x2.5+E2.5	7/0.67+7/0.67	17.4	485	25		16.4
MC19/2.5	18x2.5+E2.5	7/0.67+7/0.67	20.8	755	25		16.4
MC27/2.5	26x2.5+E2.5	7/0.67+7/0.67	24.9	1015	25		16.4
MC37/2.5	36x2.5+E2.5	7/0.67+7/0.67	28.1	1388	25		16.4

Firstflex has taken every precaution to ensure accurate information in this catalogue, but accept no liability for any errors or omissions. Firstflex reserves the right to modify specifications at any time.

MCN SERIES

Standard Performance Fixed Circular TPS Cable 450/750V 90°C (No-Earth)



APPLICATIONS:

- Power** Suitable for mains and submains in a fixed application.
- Direct Burial** Can be installed underground when installed as part of a Category B wiring system.
- Outdoor Use** Suitable for outdoor use and wet locations not subject to mechanical damage.
- Hazardous Areas** With correct explosion proof glands this cable can be installed in locations subject to explosion hazards AS/NZS 60079.14.

PRODUCT FEATURES:

- ▶ Metre marking for better length control
- ▶ UV stabilised
- ▶ Flame retardant
- ▶ Heat, oil and chemical resistant (*See Technical Section*)

CONSTRUCTION:

- Conductor** Annealed plain copper stranded (Class 2).
- Insulation** SPVC V-90.
- Sheath** SPVC.

CHARACTERISTICS:

- Operating Temperature Range** Fixed -20 to 90°C.
- Maximum Conductor Temperature** 90°C (Current ratings are based on 30°C air temp. See technical section for de-rating factors).
- Rated Voltage** U_o/U 450/750V.
- Minimum Bending Radius** Fixed 12 x cable diameter.
- Sheath Colour** Black.
- Standard Core Colour** Multi Core – White (numbered)
- Relevant Standards** AS/NZS 5000.3, AS/NZS 1125, AS/NZS 3808, AS/NZS 3008, IEC 60332-1-2, AS/NZS 60079.14, **RoHS** Compliant.
- BEP Certified - Greenstar compliant.**

Code	No. of Cores x Size (mm ²)	Approx. Stranding No. of wires x mm	Approx. Overall Diameter (mm)	Approx. Weight (Kg/Km)	Nominal Amps un-enclosed @ 30°C fixed application		3 Phase Volt Drop @50Hz / MAX. Conductor Temp: 90°C (Mv/Am)
					Touching		
MCN02/1.5	2 x 1.5	7/0.50	8.4	65	21		30.0
MCN02/2.5	2 x 2.5	7/0.67	9.8	107	30		16.4
MCN03/1.5	3 x 1.5	7/0.50	8.8	96	17		30.3
MCN03/2.5	3 x 2.5	7/0.67	10.6	162	25		16.4
MCN04/1.5	4 x 1.5	7/0.50	9.5	129	17		30.0
MCN04/2.5	4 x 2.5	7/0.67	11.4	218	25		16.4
MCN07/1.5	7 x 1.5	7/0.50	11.4	198	17		30.0
MCN07/2.5	7 x 2.5	7/0.67	13.2	302	25		16.4
MCN12/1.5	12 x 1.5	7/0.50	14.2	322	17		30.0
MCN12/2.5	12 x 2.5	7/0.67	17.4	485	25		16.4
MCN19/1.5	19 x 1.5	7/0.50	16.9	448	17		30.0
MCN19/2.5	19 x 2.5	7/0.67	20.8	755	25		16.4
MCN27/1.5	27 x 1.5	7/0.50	21.0	674	17		30.0
MCN27/2.5	27 x 2.5	7/0.67	24.9	1015	25		16.4
MCN37/1.5	37 x 1.5	7/0.50	22.8	844	17		30.0
MCN37/2.5	37 x 2.5	7/0.67	28.1	1388	25		16.4

Firstflex has taken every precaution to ensure accurate information in this catalogue, but accept no liability for any errors or omissions. Firstflex reserves the right to modify specifications at any time.



MCX SERIES

High Performance Fixed Circular
TPS Cable 0.6/1kV 90°C



APPLICATIONS:

- Power** Suitable for mains and submains in a fixed application.
- Direct Burial** Can be installed underground when installed as part of a Category B wiring system.
- Outdoor Use** Suitable for outdoor use and wet locations not subject to mechanical damage.
- Flexible** Class 5 conductors for easy installation in fixed applications.
- Hazardous Areas** With correct explosion proof glands this cable can be installed in locations subject to explosion hazards AS/NZS 60079.14.

PRODUCT FEATURES:

- ▶ Flexible Class 5 conductors for easy installation
- ▶ Metre marking for better length control
- ▶ UV stabilised
- ▶ Flame retardant
- ▶ Heat, oil and chemical resistant (See Technical Section)

CONSTRUCTION:

- Conductor** Annealed plain copper stranded high flexibility (Class 5).
- Insulation** X-90.
- Sheath** SPVC.

CHARACTERISTICS:

- Operating Temperature Range** Fixed -20 to 90°C.
- Maximum Conductor Temperature** 90°C (Current ratings are based on 30°C air temp. See technical section for de-rating factors).
- Rated Voltage** U_o/U 0.6/1kV.
- Minimum Bending Radius** Fixed 12 x cable diameter.
- Sheath Colour** Black.
- Standard Core Colour**
 - 3 Core – Red, Black, Green/Yellow.
 - 4 Core – Red, White, Blue, Green/Yellow.
 - 5 Core – Red, White, Blue, Black, Green/Yellow.
- Relevant Standards** AS/NZS 5000.1, AS/NZS 1125, AS/NZS 3008, AS/NZS 3808, IEC 60332-1-2, AS/NZS 60079.14, **RoHS** Compliant.
- BEP Certified - Greenstar compliant.**

Code	No. of Cores x Size (mm ²)	Approx. Stranding No. of wires x mm	Approx. Overall Diameter (mm)	Approx. Weight (Kg/Km)	Nominal Amps un-enclosed @ 30°C fixed application		3 Phase Volt Drop @50Hz / MAX. Conductor Temp: 90°C (Mv/Am)
					Touching		
MCX03/10	2x10+E4.0	80/0.40+56/0.30	16.4	394	67		4.05
MCX03/16	2x16+E6.0	128/0.40+84/0.30	18.8	547	89		2.55
MCX03/25	2x25+E6.0	200/0.40+84/0.30	22.8	749	119		1.61
MCX03/35	2x35+E10	280/0.40+80/0.40	24.7	1060	149		1.17
MCX04/10	3x10+E4.0	80/0.40+56/0.30	17.6	503	67		4.05
MCX04/16	3x16+E6.0	128/0.40+84/0.30	20.3	735	89		2.55
MCX04/25	3x25+E6.0	200/0.40+84/0.30	24.7	996	119		1.61
MCX04/35	3x35+E10	280/0.40+80/0.40	27.7	1332	149		1.17
MCX04/50	3x50+E16	400/0.40+128/0.40	32.2	1764	187		0.868
MCX04/70	3x70+E25	356/0.50+200/0.40	37.5	2508	235		0.609
MCX04/95	3x95+E25	485/0.50+200/0.40	42.4	3397	282		0.450
MCX04/120	3x120+E35	614/0.50+280/0.40	44.7	4470	333		0.366
MCX05/10	4x10+E4.0	80/0.40+56/0.30	19.1	617	67		4.05
MCX05/16	4x16+E6.0	128/0.40+84/0.30	22.1	912	89		2.55
MCX05/25	4x25+E6.0	200/0.40+84/0.30	26.9	1252	119		1.61
MCX05/35	4x35+E10	280/0.40+80/0.40	30.3	1680	149		1.17
MCX05/50	4x50+E16	400/0.40+128/0.40	35.4	2258	187		0.868
MCX05/70	4x70+E25	356/0.50+200/0.40	41.4	3237	235		0.609
MCX05/95	4x95+E25	485/0.50+200/0.40	46.8	4389	282		0.450
MCX05/120	4x120+E35	614/0.50+280/0.40	50.4	5800	300		0.366

Firstflex has taken every precaution to ensure accurate information in this catalogue, but accept no liability for any errors or omissions. Firstflex reserves the right to modify specifications at any time.

MCH SWA SERIES

Standard Performance Fixed SWA
Circular TPS Cable 0.6/1kV 90°C



APPLICATIONS:

Control and Signals For control circuits unenclosed, enclosed, direct burial.

Direct Burial Steel armour provides mechanical protection, allowing for the cable to withstand higher stresses, be buried directly and used in external or underground projects.

Outdoor Use Suitable for outdoor use and wet locations where mechanical protection is required.

Armour For Earthing The armouring is normally connected to earth and can be used as the circuit protective conductor (earth wire).

Hazardous Areas With correct explosion proof glands this cable can be installed in locations subject to explosion hazards AS/NZS 60079.14.

PRODUCT FEATURES:

- ▶ Suitable for circuits buried direct
- ▶ Steel wire armoured
- ▶ UV stabilised
- ▶ Flame retardant
- ▶ Metre marking for better length control
- ▶ Heat, oil and chemical resistant (*See Technical Section*)

CONSTRUCTION:

Conductor Annealed plain copper stranded (Class 2).

Insulation V-90.

Bedding Sheath SPVC 5V-90.

Armoured Galvanised steel wire armoured.

Outer Sheath SPVC.

CHARACTERISTICS:

Operating Temperature Range Fixed -20 to 90°C.

Maximum Conductor Temperature 90°C (Current ratings are based on 30°C air temp. See technical section for de-rating factors).

Rated Voltage 0.6/1kV.

Minimum Bending Radius Fixed 12 x cable diameter.

Sheath Colour Black.

Standard Core Colour Multi Core – White (numbered).

Relevant Standards AS/NZS 1125, AS/NZS 3008, AS/NZS 3808, AS/NZS 5000.1, IEC 60332-1-2, AS/NZS 60079.14,

RoHS Compliant.

BEP Certified - Greenstar compliant.

Code	No. of Cores x Size (mm ²)	Approx. Stranding (No. of wires x mm)	Diameter of Bedding (mm)	Approx. Overall Diameter (mm)	Approx. Weight (Kg/Km)	Nominal Amps		Max. D.C. Resistance @ 20°C m Ω/mt	Single Phase Volt Drop Conductor Temp: 75°C (Mv/Am)	Gland Size CW or FW
						un-enclosed protected from sun @ 30°C fixed application Touching	Nominal Amps Buried Direct			
MCH02/1.5SWA	2 x 1.5	7/0.50	8.5	14.0	340	17	20	13.6	33	GMCW20S
MCH02/2.5SWA	2 x 2.5	7/0.67	9.5	15.0	400	25	28	7.41	18	GMCW20S
MCH03/1.5SWA	3 x 1.5	7/0.50	8.9	14.5	350	17	20	13.6	33	GMCW20S
MCH03/2.5SWA	3 x 2.5	7/0.67	10.0	15.6	430	25	28	7.41	18	GMCW20S
MCH04/1.5SWA	4 x 1.5	7/0.50	9.8	15.3	400	17	20	13.6	33	GMCW20S
MCH04/2.5SWA	4 x 2.5	7/0.67	11.0	16.5	490	25	28	7.41	18	GMCW20S
MCH07/1.5SWA	7 x 1.5	7/0.5	11.6	17.2	520	17	20	13.6	33	GMCW20S
MCH07/2.5SWA	7 x 2.5	7/0.67	13.1	19.6	760	25	28	7.41	18	GMCW20
MCH12/1.5SWA	12 x 1.5	7/0.50	15.3	21.8	880	17	20	13.6	33	GMCW25S
MCH12/2.5SWA	12 x 2.5	7/0.67	17.4	23.8	1090	25	28	7.41	18	GMCW25
MCH19/1.5SWA	19 x 1.5	7/0.50	18.0	25.2	2010	17	20	13.6	33	GMCW25
MCH19/2.5SWA	19 x 2.5	7/0.67	20.5	27.7	1640	25	28	7.41	18	GMCW32
MCH27/1.5SWA	27 x 1.5	7/0.50	21.7	29.0	1595	17	20	13.6	33	GMCW32
MCH27/2.5SWA	27 x 2.5	7/0.67	24.7	31.2	2010	25	28	7.41	18	GMCW32
MCH37/1.5SWA	37 x 1.5	7/0.50	24.4	31.7	1676	17	20	13.6	33	GMCW32
MCH37/2.5SWA	37 x 2.5	7/0.67	28.3	35.9	2410	25	28	7.41	18	GMCW40

Firstflex has taken every precaution to ensure accurate information in this catalogue, but accept no liability for any errors or omissions. Firstflex reserves the right to modify specifications at any time.



ON ALL FIRSTFLEX STOCKED CABLES

YES - THAT MEANS FROM 0.22mm² TO 630mm²



MCP SWA SERIES

Standard Performance Fixed SWA
Circular TPS Cable 0.6/1kV 90°C



APPLICATIONS:

Power Suitable for mains and submains in a fixed application.

Direct Burial Steel armour provides mechanical protection, allowing for the cable to withstand higher stresses, be buried directly and used in external or underground projects.

Outdoor Use Suitable for outdoor use and wet locations where mechanical protection is required.

Hazardous Areas With correct explosion proof glands this cable can be installed in locations subject to explosion hazards AS/NZS 60079.14.

PRODUCT FEATURES:

- ▶ Suitable for circuits buried direct
- ▶ Steel wire armoured
- ▶ UV stabilised
- ▶ Flame retardant
- ▶ Metre marking for better length control
- ▶ Heat, oil and chemical resistant (See Technical Section)

CONSTRUCTION:

Conductor Annealed plain copper stranded (Class 2).

Insulation V-90.

Bedding Sheath SPVC 5V-90.

Armoured Galvanised steel wire armoured.

Outer Sheath SPVC.

CHARACTERISTICS:

Operating Temperature Range Fixed -20 to 90°C

Maximum Conductor Temperature 90°C (Current ratings are based on 30°C air temp. See technical section for de-rating factors).

Rated Voltage U₀/U 0.6/1kV.

Minimum Bending Radius Fixed 12 x cable diameter.

Sheath Colour Black.

Standard Core Colours

2 Cores + E: Red, Black, Green/Yellow.

3 Cores + E: Red, White, Blue, Green/Yellow.

4 Cores + E: Red, White, Blue, Black, Green/Yellow.

Relevant Standards AS/NZS 1125, AS/NZS 3008, AS/NZS 3808, AS/NZS 5000.1, IEC 60332-1-2, AS/NZS 60079.14,

RoHS Compliant.

BEP Certified - Greenstar compliant.

Code	No. of Cores x Size (mm ²)	Approx. Stranding (No. of wires x mm)	Diameter of Bedding (mm)	Approx. Overall Diameter (mm)	Approx. Weight (Kg/Km)	Nominal Amps un-enclosed protected from sun @ 30°C fixed application		Nominal Amps Buried Direct	Max. D.C. Resistance @ 20°C m Ω/mt	3 Phase Volt Drop Conductor Temp:		Gland Size CW or FW
						Touching	Touching			75°C (Mv/Am)		
MCP03G1.5SWA	2x1.5+E1.5	7/0.50+7/0.50	9.1	15	380	17	20	13.6	28.6	13.6	28.6	GMCW20S
MCP03G2.5SWA	2x2.5+E2.5	7/0.67+7/0.67	10.1	16.1	450	25	28	7.41	15.6	7.41	15.6	GMCW20
MCP03G4.0SWA	2x4.0+E2.5	7/0.85+7/0.67	11.9	17.8	665	36	36	4.61	9.71	4.61	9.71	GMCW20
MCP03G6.0SWA	2x6.0+E2.5	7/1.04+7/0.67	13.0	19.0	750	42	46	3.08	6.49	3.08	6.49	GMCW20
MCP04G1.5SWA	3x1.5+E1.5	7/0.50+7/0.50	9.9	15.8	430	17	20	13.6	28.6	13.6	28.6	GMCW20S
MCP04G2.5SWA	3x2.5+E2.5	7/0.67+7/0.67	11.1	17.0	510	25	28	7.41	15.6	7.41	15.6	GMCW20
MCP04G4.0SWA	3x4.0+E2.5	7/0.85+7/0.67	12.9	19.5	760	36	36	4.61	9.71	4.61	9.71	GMCW25S
MCP04G6.0SWA	3x6.0+E2.5	7/1.04+7/0.67	14.2	20.8	880	42	46	3.08	6.49	3.08	6.49	GMCW25S
MCP05G1.5SWA	4x1.5+E1.5	7/0.50+7/0.50	10.8	16.7	490	17	20	13.6	28.6	13.6	28.6	GMCW20
MCP05G2.5SWA	4x2.5+E2.5	7/0.67+7/0.67	12.1	18.1	710	25	28	7.41	15.6	7.41	15.6	GMCW20
MCP05G4.0SWA	4x4.0+E2.5	7/0.85+7/0.67	14.3	20.9	850	36	36	4.61	9.71	4.61	9.71	GMCW25S
MCP05G6.0SWA	4x6.0+E2.5	7/1.04+7/0.67	15.7	22.4	980	42	46	3.08	6.49	3.08	6.49	GMCW25S

Firstflex has taken every precaution to ensure accurate information in this catalogue, but accept no liability for any errors or omissions. Firstflex reserves the right to modify specifications at any time.

MCX SWA SERIES

Standard Performance Fixed SWA
Circular TPS Cable 0.6/1kV 90°C



APPLICATIONS:

Power Suitable for mains and submains in a fixed application.

Direct Burial Steel armour provides mechanical protection, allowing for the cable to withstand higher stresses, be buried directly and used in external or underground projects.

Outdoor Use Suitable for outdoor use and wet locations where mechanical protection is required.

Hazardous Areas With correct explosion proof glands this cable can be installed in locations subject to explosion hazards AS/NZS 60079.14.

PRODUCT FEATURES:

- ▶ Suitable for circuits buried direct
- ▶ Steel wire armoured
- ▶ UV stabilised
- ▶ Flame retardant
- ▶ Metre marking for better length control
- ▶ Heat, oil and chemical resistant (See Technical Section)

CONSTRUCTION:

Conductor Annealed plain copper stranded (Class 2).

Insulation X-90.

Bedding Sheath SPVC 5V-90.

Armoured Galvanised steel wire armoured.

Outer Sheath SPVC.

CHARACTERISTICS:

Operating Temperature Range Fixed -20 to 90°C

Maximum Conductor Temperature 90°C (Current ratings are based on 30°C air temp. See technical section for de-rating factors).

Rated Voltage U_o/U 0.6/1kV.

Minimum Bending Radius Fixed 12 x cable diameter.

Sheath Colour Black. (Orange on request).

Standard Core Colours


3 Cores: Red, Black, Green/Yellow.

4 Cores: Red, White, Blue, Green/Yellow.

5 Cores: Red, White, Blue, Black, Green/Yellow

Relevant Standards AS/NZS 5000.1, AS/NZS 1125, AS/NZS 3008, AS/NZS 3808, IEC 60332-1-2, AS/NZS 60079.14, **RoHS** Compliant.

BEP Certified - Greenstar compliant.

Code	No. of Cores x Size	Approx. Stranding	Diameter of Bedding	Approx. Overall Diameter	Approx. Weight	Nominal Amps un-enclosed @ 30°C fixed application	3 Phase Volt Drop @ 50Hz/Max Conductor Temp
	(mm ²)	No. of wires x mm	(mm)	(mm)	(Kg/Km)	Touching 	90°C (Mv/Am)
MCX03/10SWA	2 x 10+E4.0	7/1.35	13.4	20	890	68	4.05
MCX03/16SWA	2 x 16+E6.0	7/1.70	15.3	22.1	985	91	2.53
MCX03/25SWA	2 x 25+E6.0	19/1.35	17.4	25.1	1440	122	1.61
MCX04/10SWA	3 x 10+E4.0	7/1.35	15.0	22.0	1123	68	4.05
MCX04/16SWA	3 x 16+E6.0	7/1.70	17.2	24.5	1420	91	2.55
MCX04/25SWA	3 x 25+E6.0	19/1.35	19.8	28.9	1765	122	1.61
MCX04/35SWA	3 x 35+E10	19/1.53	22.1	30.7	2257	151	1.17
MCX04/50SWA	3 x 50+E16	19/1.78	25.1	32.5	2809	185	0.868
MCX04/70SWA	3 x 70.0+E25	19/2.14	29.9	38.1	4024	234	0.609
MCX04/95SWA	3 x 95.0+E25	37/1.78	33.2	41.6	4932	289	0.450
MCX05/10SWA	4 x 10+E4.0	7/1.35	16.7	22.6	1142	68	4.05
MCX05/16SWA	4 x 16+E6.0	7/1.70	19.1	25.5	1590	91	2.55
MCX05/25SWA	4 x 25+E6.0	19/1.35	22.2	29.0	2141	122	1.61
MCX05/35SWA	4 x 35+E10	19/1.53	24.9	32.0	2679	151	1.17
MCX05/50SWA	4 x 50+E16	19/1.78	28.4	36.6	3700	185	0.868
MCX05/70SWA	4 x 70.0+E25	19/2.14	33.6	41.5	4895	234	0.609
MCX05/95SWA	4 x 95.0+E25	37/1.78	37.4	45.9	6121	289	0.450

Firstflex has taken every precaution to ensure accurate information in this catalogue, but accept no liability for any errors or omissions. Firstflex reserves the right to modify specifications at any time.

MCXVEC SERIES

Standard Performance Fixed Service Cable 0.6/1kV 90°C



APPLICATIONS:

Service Cables For domestic, commercial and industrial purposes. Meets the requirements for connection to the point of supply on the Vector network.

Consumer Mains Underground domestic and commercial subdivisions.

INSTALLATION CONDITIONS

- ▶ In ground (with mechanical protection)
- ▶ In duct
- ▶ In trench

PRODUCT FEATURES:

- ▶ Plain annealed circular stranded conductor
- ▶ Metre marking for better length control
- ▶ UV stabilised
- ▶ Flame retardant
- ▶ Heat, oil and chemical resistant (See Technical Section)

CONSTRUCTION:

Conductor Annealed plain copper stranded (Class 2).

Insulation X-90 (XLPE)

Outer Sheath SPVC

CHARACTERISTICS:

Operating Temperature Range Fixed -20 to 90°C

Maximum Conductor Temperature 90°C (Current ratings are based on 30°C air temp. See technical section for de-rating factors).

Rated Voltage U₀/U 0.6/1kV.

Minimum Bending Radius Fixed 12 x cable diameter.

Sheath Colour Black.

Standard Core Colours

2 Cores: Red, Black

4 Cores: Red, White, Blue, and Black

Relevant Standards AS/NZS 5000.1, AS/NZS 4026, AS/NZS 1125, AS/NZS 3008, AS/NZS 3808, IEC 60332-1-2, **RoHS** Compliant.

BEP Certified - Greenstar compliant.

Code	No. of Cores x Size (mm ²)	Approx. Stranding No. of wires x mm	Approx. Overall Diameter (mm)	Approx. Weight (Kg/Km)	Nominal Amps @ 30°C fixed application		Single Phase Volt Drop 75°C (mV/Am)
					Wiring enclosure in air (touching)	Under ground wiring	
MCXVEC2/16	2x16	7/1.70	10.5 x 18.5	493	90	105	2.81
MCXVEC2/25	2x25	7/2.13	11.9 x 21.2	837	121	137	1.78

Code	No. of Cores x Size (mm ²)	Approx. Stranding No. of wires x mm	Approx. Overall Diameter (mm)	Approx. Weight (Kg/Km)	Nominal Amps @ 30°C fixed application		Three Phase Volt Drop 75°C (mV/Am)
					Wiring enclosure in air (touching)	Under ground wiring	
MCXVEC4/16	4x16	7/1.70	22.2	715	75	87	2.43
MCXVEC4/25	4x25	7/2.13	25.6	1240	125	114	1.54

NST TRAYSCREEN SERIES


Standard Performance Fixed Neutral Screen Cable 0.6/1kV 90°C

APPLICATIONS:

- Trayscreen** Commercial cable tray installations.
- Consumer Mains** Domestic and commercial - only suitable for burial with added protection or in conduit.
- Internal Wiring** Fixed applications between distributions boards.
- Motor Cabling** Fixed applications between motor control and electric motors.
- Lighting Circuits** Fixed applications for lighting circuits where mechanical protection is required.

PRODUCT FEATURES:

- ▶ 1.8mm SPVC Sheath, Smaller OD compared to standard NS Cables
- ▶ SPVC sheath for ease of installation
- ▶ Metre marked for better length control
- ▶ UV Stabilised
- ▶ Flame retardant
- ▶ Heat, oil and chemical resistant (*See Technical Section*)



CONSTRUCTION:

- Conductor** Annealed plain copper stranded (Class 2).
- Insulation** V-90.
- Sheath** SPVC.

CHARACTERISTICS:

- Operating Temperature Range** -15 to 90°C
- Maximum Conductor Temperature** 90°C (Current ratings are based on 30°C air temp. See technical section for de-rating factors).
- Rated Voltage** U_0/U 0.6/1kV.
- Minimum Bending Radius** Fixed 12 x cable diameter.
- Sheath Colour** Black.
- Standard Core Colours**
 - 2 Cores: Red, White.
 - 3 Cores: Red, White, Blue.
 - 4 Cores: Red, White, Blue, Black.
- Relevant Standards** AS/NZS 1125, AS/NZS 3808, AS/NZS 4961, AS/NZS 5000, **RoHS** Compliant.


Code	No. of Cores x Size (mm ²)	Approx. Stranding no. of Wires x mm	Approx. Overall Diameter (H x W) (mm)	Nominal Outer Sheath Thickness (mm)	Approx. Weight (Kg/Km)	Nominal Amps @ 30°C Fixed Installation			Single Phase Volt Drop 75°C (mV/Am)
						Wiring enclosure in air (touching)	Enclosed wiring enclosure in Air	Under ground wiring	
NST2/2.5	2 x 2.5	7/0.67	8.5 x 12.3	1.8	200	30	26	33	18.02
NST2/4.0	2 x 4.0	7/0.85	9.5 x 14.4	1.8	270	39	34	43	11.22
NST2/6.0	2 x 6.0	7/1.04	10.1 x 15.6	1.8	330	50	44	55	7.50
NST2/2.5ROUND	2 x 2.5	7/0.67	12.2	1.8	240	30	26	33	18.02
NST2/4.0ROUND	2 x 4.0	7/0.85	14.0	1.8	300	39	34	43	11.22
NST2/6.0ROUND	2 x 6.0	7/1.04	15.2	1.8	360	50	44	55	7.50

Code	No. of Cores x Size (mm ²)	Approx. Stranding no. of Wires x mm	Approx. Overall Diameter (mm)	Nominal Outer Sheath Thickness (mm)	Approx. Weight (Kg/Km)	Nominal Amps @ 30°C Fixed Installation			Three Phase Volt Drop 75°C (mV/Am)
						Wiring enclosure in air (touching)	Enclosed wiring enclosure in Air	Under ground wiring	
NST3/2.5	3 x 2.5	7/0.67	13.2	1.8	300	25	23	28	15.6
NST3/4.0	3 x 4.0	7/0.85	15.5	1.8	410	33	29	36	9.71
NST3/6.0	3 x 6.0	7/1.04	16.8	1.8	510	42	38	46	6.49
NST4/2.5	4 x 2.5	7/0.67	14.2	1.8	350	25	23	28	15.6
NST4/4.0	4 x 4.0	7/0.85	16.8	1.8	490	33	29	36	9.71
NST4/6.0	4 x 6.0	7/1.04	18.2	1.8	610	42	38	46	6.49

Firstflex has taken every precaution to ensure accurate information in this catalogue, but accept no liability for any errors or omissions. Firstflex reserves the right to modify specifications at any time.

NSU SERIES

Standard Performance Fixed Neutral Screen Cable 0.6/1kV 90°C



APPLICATIONS:

Consumer Mains Underground domestic and commercial subdivisions.

Internal Wiring Fixed applications between distributions boards.

PRODUCT FEATURES:

- ▶ 3.2mm SPVC Sheath for direct burial without added mechanical protection.
- ▶ SPVC sheath for ease of installation
- ▶ Suitable for circuits buried direct
- ▶ Metre marked for better length control
- ▶ UV Stabilised
- ▶ Flame retardant
- ▶ Heat, oil and chemical resistant (See Technical Section).

CONSTRUCTION:

Conductor Annealed plain copper stranded (Class 2).

Insulation V-90.

Sheath SPVC.

CHARACTERISTICS:

Operating Temperature Range -15 to 90°C

Maximum Conductor Temperature 90°C (Current ratings are based on 30°C air temp. See technical section for de-rating factors).

Rated Voltage U_o/U 0.6/1kV.

Minimum Bending Radius Fixed 12 x cable diameter.

Sheath Colour Black.

Standard Core Colours

Single: Red

2 Cores: Red, White.

3 Cores: Red, White, Blue.

4 Cores: Red, White, Blue, Black.

Relevant Standards AS/NZS 1125, AS/NZS 3808, AS/NZS 4961, AS/NZS 5000.1, **RoHS** Compliant.

Product table continued over ▶


NSU SERIES continued

Code	No. of Cores x Size (mm ²)	Approx. Stranding no. of Wires x mm	Approx. Overall Diameter (H x W) (mm x mm)	Nominal Outer Sheath Thickness (mm)	Approx. Weight (Kg/Km)	Nominal Amps @ 30°C Fixed Installation			Single Phase Volt Drop 75°C (mV/Am)
						Wiring enclosure in air (touching)	Buried direct	Under ground wiring	
NSU1/6.0	1 x 6	7/1.04	13.0	3.2	310	50	55	55	7.50
NSU1/10	1 x 10	7/1.35	14.2	3.2	380	68	73	73	4.46
NSU1/16	1 x 16	7/1.70	16.0	3.2	520	91	125	95	2.81
NSU1/25	1 x 25	7/2.14	18.0	3.2	730	122	162	123	1.78
NSU1/35	1 x 35	19/1.53	19.3	3.2	950	149	196	150	1.28
NSU2/2.5	2 x 2.5	7/0.67	10.9 x 14.5	3.2	270	30	33	33	18.02
NSU2/4.0	2 x 4.0	7/0.85	11.8 x 16.3	3.2	360	39	43	43	11.22
NSU2/6.0	2 x 6.0	7/1.04	12.4 x 17.5	3.2	420	50	55	55	7.50
NSU2/10	2 x 10	7/1.70	13.5 x 19.5	3.2	580	68	73	73	4.46
NSU2/16	2 x 16	7/2.14	14.9 x 22.0	3.2	770	91	125	95	2.81

Code	No. of Cores x Size (mm ²)	Approx. Stranding no. of Wires x mm	Approx. Overall Diameter (H x W) (mm x mm)	Nominal Outer Sheath Thickness (mm)	Approx. Weight (Kg/Km)	Nominal Amps @ 30°C Fixed Installation			Three Phase Volt Drop 75°C (mV/Am)
						Wiring enclosure in air (touching)	Buried direct	Under ground wiring	
NSU3/2.5	3 x 2.5	7/0.67	15.5	3.2	400	25	28	28	15.6
NSU3/4.0	3 x 4.0	7/0.85	17.5	3.2	520	33	36	36	9.71
NSU3/6.0	3 x 6.0	7/1.04	19.0	3.2	610	42	46	46	6.49
NSU3/10	3 x 10	7/1.70	20.9	3.2	800	58	61	61	3.86
NSU3/16	3 x 16	7/2.14	23.6	3.2	1030	78	106	80	2.43
NSU4/2.5	4 x 2.5	7/0.67	16.5	3.2	400	25	28	28	15.6
NSU4/4.0	4 x 4.0	7/0.85	18.7	3.2	520	33	36	36	9.71
NSU4/6.0	4 x 6.0	7/1.04	20.2	3.2	610	42	46	46	6.49
NSU4/10	4 x 10	7/1.70	22.5	3.2	800	58	61	61	3.86
NSU4/16	4 x 16	7/2.14	25.4	3.2	1030	78	106	80	2.43

NSUX SERIES

Standard Performance Fixed Neutral
Screen Cable XLPE 0.6/1kV 90°C



APPLICATIONS:

Consumer Mains Underground domestic and commercial subdivisions.

Internal Wiring Fixed applications between distributions boards.

PRODUCT FEATURES:

- ▶ 3.2mm SPVC Sheath for direct burial without added mechanical protection
- ▶ SPVC sheath for ease of installation
- ▶ Suitable for circuits buried direct
- ▶ Metre marked for better length control
- ▶ UV Stabilised
- ▶ Flame retardant
- ▶ Heat, oil and chemical resistant (*See Technical Section*)

CONSTRUCTION:

Conductor Annealed plain copper stranded (Class 2).

Insulation X-90.

Sheath SPVC.

CHARACTERISTICS:

Operating Temperature Range -15 to 90°C

Maximum Conductor Temperature 90°C (Current ratings are based on 30°C air temp. See technical section for de-rating factors).

Rated Voltage U_o/U 0.6/1kV.

Minimum Bending Radius Fixed 12 x cable diameter.

Sheath Colour Black.

Standard Core Colours

Single: Red

2 Cores: Red, White.

3 Cores: Red, White, Blue.

4 Cores: Red, White, Blue, Black.

Relevant Standards AS/NZS 1125, AS/NZS 3808, AS/NZS 4961, AS/NZS 5000.1, **RoHS** Compliant.

Product table continued over ▶

NSUX SERIES continued

Code	No. of Cores x Size (mm ²)	Approx. Stranding no. of Wires x mm	Approx. Overall Diameter (H x W) (mm x mm)	Nominal Outer Sheath Thickness (mm)	Approx. Weight (Kg/Km)	Nominal Amps @ 30°C Fixed Installation			Single Phase Volt Drop 75°C (mV/Am)
						Wiring enclosure in air (touching)	Buried direct	Under ground wiring	
NSUX1/16	1 x 16	7/1.70	15.0	3.2	490	107	141	105	2.81
NSUX1/25	1 x 25	7/2.14	17.4	3.2	710	144	182	137	1.78
NSUX1/35	1 x 35	19/1.53	19.1	3.2	930	178	219	165	1.28
NSUX1/50	1 x 50	19/1.78	21.2	3.2	1240	217	261	198	0.96
NSUX1/70	1 x 70	19/2.14	23.5	3.2	1630	275	321	244	0.67
NSUX1/95	1 x 95	37/1.78	26.4	3.2	2160	340	385	299	0.50
NSUX2/25	2 x 25	7/2.14	16.3 x 24.1	3.2	1060	144	182	137	1.78
NSUX2/35	2 x 35	19/1.53	17.3 x 26.1	3.2	1410	178	219	165	1.28

Code	No. of Cores x Size (mm ²)	Approx. Stranding no. of Wires x mm	Approx. Overall Diameter (H x W) (mm x mm)	Nominal Outer Sheath Thickness (mm)	Approx. Weight (Kg/Km)	Nominal Amps @ 30°C Fixed Installation			Three Phase Volt Drop 75°C (mV/Am)
						Wiring enclosure in air (touching)	Buried direct	Under ground wiring	
NSUX3/25	3 x 25	7/2.14	25.4	3.2	1400	122	153	114	1.54
NSUX3/35	3 x 35	19/1.53	28.0	3.2	1840	151	184	139	1.11
NSUX3/50	3 x 50	19/1.78	31.8	3.2	2290	185	218	166	0.83
NSUX3/70	3 x 70	19/2.14	36.6	3.2	3160	234	269	207	0.58
NSUX3/95	3 x 95	37/1.78	40.5	3.2	4160	289	323	249	0.43
NSUX4/25	4 x 25	7/2.14	27.5	3.2	1690	122	153	114	1.54
NSUX4/35	4 x 35	19/1.53	30.3	3.2	2260	151	184	139	1.11
NSUX4/50	4 x 50	19/1.78	33.9	3.2	2830	185	218	166	0.83
NSUX4/70	4 x 70	19/2.14	39.1	3.2	3940	234	269	207	0.58
NSUX4/95	4 x 95	37/1.78	44.1	3.2	5200	289	323	249	0.43