MARINE & OFFSHORE CABLES

MLG2 Single Series 63
MLG2 Multi Series 64
HDT Series 66
MSMA Series 68
SOU Series 72
MTR Series 74
MST Series 75
MBS Series 76
MFE Series 77
MTS Series 78
MTSV Series 79
FTM Series 80
TW-T Series 81

P: (09) 264 1000 | www.firstflex.co.nz

MLG2 series

Ultra Performance Flexible Rubber Cable 0.6/1kV 90°C

The Firstflex MLG2 Series is the second generation of our industry proven ML Series cables.

- Made to HO7RN-F standards for marine, lighting, entertainment, waste water treatment plants and other industrial applications.
- Lloyds Register Type Approval to IEC 60092-350 with Class 5 tinned conductors for marine applications.
- Made to AS/NZS 5000.1 Standard.
- Made to IEC 60332-3-22 standard - test for vertical flame spread of vertically mounted bunched wires or cables.
- Single core, multi core and control options available.
- Extra durable CPE Elastomer Rubber sheath with outstanding flexibility, durability and industrial performance.
- Metre marked for better length control.
- Cut to length - **No Cutting Fees, No Minimum Order Quantity**

NO CUTTING FEES NO MINIMUM ORDER

RoHS COMPLIANT

HO7RN-F TYPE HEAVY DUTY

LLOYDS TYPE REGISTER

P | 09 264 1000 E | sales@firstflex.co.nz www.firstflex.co.nz

ALLFLEX INDUSTRIALL MLG2 SINGLE SERIES

Ultra Performance Flexible Rubber Industrial / Marine Cable 0.6/1kV 90°C AS/NZS 5000.1, IEC 60092, H07RN-F

APPLICATIONS:

Hazardous Areas With correct explosion proof glands this cable can be installed in locations subject to explosion hazards rated 0.6/1kV (DIN VDE 0165).
Waste Water Treatment Plants Suitable for submersion in polluted liquids and aggressive environments up to 10 metres.
Lighting & Entertainment With its extra durable CPE sheath this cable is suitable for outdoor temporary power supplies and lighting leads.
Marine Flexible tinned copper & Lloyds approved cable for installation in pleasure craft, super yachts and other marine applications.
Power Switchboards, flexible droppers from busbars, transformers and load banks. Also used on construction sites due to its outstanding flexibility, durability and industrial performance.
Pumping Suitable for permanent submersion to 500 metres.

PRODUCT FEATURES:

- Tinned fine stranded copper conductor
- UV stabilised
- Flame retardant
- Water and moisture resistant
- Good elongation at break
- Good Dielectric properties
- Resistant to environmental factors such as oxidation, ozone and sunlight
- Very good behaviour to variations of outdoor temperature
- Suitable for permanent submersion to 500 metres
- Good tensile strength, tearing strength and abrasion resistance
- Heat, oil and chemical resistant *(See Technical Section)*

CONSTRUCTION:

Conductor Annealed tinned copper stranded high flexibility (Class 5).
Insulation EPR R90.
Sheath CPE Elastomer Rubber.

CHARACTERISTICS:

Operating Temperature Range Fixed -40°C to 90°C / Flexing -25°C to 90°C.
Maximum Conductor Temperature 90°C. (Current ratings are based on 30°C air temp. See technical section for de-rating factors).
Rated Voltage Uo/U 0.6/1kV.
Minimum Bending Radius Fixed 4 x cable diameter / flexing 6 x cable diameter.
Sheath Colour Black.
Insulation Colour White (Bonded).
Relevant Standards DIN VDE 0295, DIN VDE 0165, IEC 60092-360, IEC 60092-353, IEC 60092-359, IEC 60092-351, IEC 60079.14, AS/NZS 1125,
AS/NZS 3808, RoHS Compliant.

AS/NZS 5000.1 Electric cables for working voltage 0.6/1kV.
IEC 60092-350 Electrical installations in ships - Part 350: General construction and test methods.
IEC 60332-3-22 Test for vertical flame spread of vertically-mounted bunched wires or cables.
H07RN-F Harmonised type heavy duty rubber cable construction.
Certification Approvals Lloyds Type Approval CEF/SA.

Code	No. of Cores x Size (mm²)	Approx. Stranding No. of Wires x mm	Approx. Overall Diameter +/ - 15% (mm)	Approx. Weight (Kg/Km)	Nominal Amps un-enclosed protected from sun @ 30°C fixed installation 3 Phase: Spaced	Spaced from Surface	Touching	3 Phase Volt Drop @50Hz / MAX. Conductor Temp 90°C (Mv/Am)
COMPLIES TO AS/NZS 5000.1, IEC 60092-350 & H07RN-F TYPE								
ML1/10G2	1 x 10.0	75/0.40	9.5 – 11.9	221	88	76	70	4.050
ML1/16G2	1 x 16.0	118/0.40	10.8 – 13.4	296	117	100	94	2.550
ML1/25G2	1 x 25.0	183/0.40	12.7 – 15.8	422	156	133	125	1.620
ML1/35G2	1 x 35.0	260/0.40	14.3 – 17.9	553	195	166	155	1.170
ML1/50G2	1 x 50.0	375/0.40	16.5 – 20.6	762	245	210	196	0.872
ML1/70G2	1 x 70.0	334/0.40	18.6 – 23.3	991	311	265	248	0.615
ML1/95G2	1 x 95.0	437/0.40	20.8 – 26.0	1274	375	319	298	0.457
ML1/120G2	1 x 120.0	561/0.40	22.8 – 28.6	1582	447	381	354	0.373

Firstflex has taken every precaution to ensure accurate information in this catalogue, but accept no liability for any errors or omissions. Firstflex reserves the right to modify specifications at any time.

ALLFLEX INDUSTRIALL MLG2 MULTI SERIES

Ultra Performance Flexible Rubber Industrial / Marine Cable 0.6/1kV 90°C AS/NZS 5000.1, IEC 60092, H07RN-F

APPLICATIONS:

Hazardous Areas With correct explosion proof glands this cable can be installed in locations subject to explosion hazards rated 0.6/1kV (DIN VDE 0165).
Waste Water Treatment Plants Suitable for submersion in polluted liquids and aggressive environments up to 10 metres.
Lighting & Entertainment With its extra durable CPE sheath this cable is suitable for outdoor temporary power supplies and lighting leads.
Marine Flexible tinned copper & Lloyds approved cable for installation in pleasure craft, super yachts and other marine applications.
Power Used on construction sites due to its outstanding flexibility, durability and industrial performance.
Pumping Suitable for permanent submersion to 500 metres.

PRODUCT FEATURES:

- Tinned fine stranded copper conductor
- UV stabilised
- Flame retardant
- Water and moisture resistant
- Good elongation at break
- Good Dielectric properties
- Resistant to environmental factors such as oxidation, ozone and sunlight
- Very good behaviour to variations of outdoor temperature
- Suitable for permanent submersion to 500 metres
- Good tensile strength, tearing strength and abrasion resistance
- Heat, oil and chemical resistant *(See Technical Section)*

See over for full product table ▶

CONSTRUCTION:

Conductor Annealed tinned copper stranded high flexibility (Class 5).
Insulation EPR R90.
Sheath CPE Elastomer Rubber.

CHARACTERISTICS:

Operating Temperature Range Fixed -40°C to 90°C / Flexing -25°C to 90°C.
Maximum Conductor Temperature 90°C.
Rated Voltage Uo/U 0.6/1kV.
Minimum Bending Radius Fixed 4 x cable diameter / flexing 6 x cable diameter.
Sheath Colour Black.
Standard Core Colours
MLCON-G2
3 to 19 Core - Black Numbered + Green/Yellow
ML-G2
2 Core - Blue, Brown
3 Core - Blue, Brown, Green/Yellow
4 Core - Brown, Black, Grey, Green/Yellow
5 Core - Blue, Brown, Black, Grey, Green/Yellow
Multi Core - Black Numbered + Green/Yellow
Relevant Standards DIN VDE 0295, DIN VDE 0165, IEC 60092-360, IEC 60092-353, IEC 60092-359, IEC 60092-351, IEC 60079.14, AS/NZS 1125, AS/NZS 3808, RoHS Compliant.

AS/NZS 5000.1 Electric cables for working voltage 0.6/1kV.
IEC 60092-360 Electrical installations in ships - Part 360: Insulating and sheathing materials for shipboard and offshore units, power, control, instrumentation and telecommunication cables.
IEC 60092-350 Electrical installations in ships - Part 350: General construction and test methods.
IEC 60332-3-22 Test for vertical flame spread of vertically-mounted bunched wires or cables.
H07RN-F Harmonised type heavy duty rubber cable construction (1.5mm^2 and above).
Certification Approvals Lloyds Type Approval CEF/SA.

Firstflex has taken every precaution to ensure accurate information in this catalogue, but accept no liability for any errors or omissions. Firstflex reserves the right to modify specifications at any time.

ALLFLEX INDUSTRIALL MLG2 MULTI SERIES continued

Code	No. of Cores x Size (mm²)	Approx. Stranding No. of wires x mm	Approx. Overall Diameter +/ - 15% (mm)	Approx. Weight (Kg/Km)	Nominal Amps un-enclosed protected from sun @ 30°C fixed application Touching	3 Phase Volt Drop @50Hz / MAX. Conductor Temp: 90°C (Mv/Am)
COMPLIES ONLY TO IEC 60092-350. CORE COLOURS: BLACK NUMBERED + GRN/YEL						
MLCON03/1.0BKG2	3 x 1.0	32 x 0.20	8.5 – 11.0	143	18	46.800
MLCON04/1.0BKG2	4 x 1.0	32 x 0.20	9.5 – 12.0	166	16	46.800
MLCON05/1.0BKG2	5 x 1.0	32 x 0.20	10.0 – 13.5	214	14	46.800
MLCON07/1.0BKG2	7 x 1.0	32 x 0.20	11.5 – 14.5	252	12	46.800
MLCON12/1.0BKG2	12 x 1.0	32 x 0.20	16.0 – 20.0	401	12	46.800
MLCON19/1.0BKG2	19 x 1.0	32 x 0.20	18.5 – 23.5	591	12	46.800
COMPLIES TO AS/NZS 5000.1, IEC 60092-350 & H07RN-F TYPE						
ML02/1.5BKG2	2 x 1.5	30/0.25	9.5 – 12.4	176	25	30.000
ML02/2.5BKG2	2 x 2.5	50/0.25	11.0 – 13.7	224	33	16.400
ML02/4.0BKG2	2 x 4.0	56/0.30	11.8 – 15.1	292	44	10.200
ML02/6.0BKG2	2 x 6.0	84/0.30	13.1 – 16.8	377	56	6.800
ML02/10.0BKG2	2 x 10.0	80/0.40	17.7 – 22.6	695	67	4.050
ML02/16.0BKG2	2 x 16.0	128/0.40	20.2 – 25.7	907	89	2.550
ML03/1.5BKG2	3 x 1.5	30/0.25	10.5 – 13.2	209	21	30.000
ML03/2.5BKG2	3 x 2.5	50/0.25	11.5 – 14.6	268	29	16.400
ML03/4.0BKG2	3 x 4.0	56/0.30	12.7 – 16.2	349	37	10.200
ML03/6.0BKG2	3 x 6.0	84/0.30	14.1 – 18.0	454	47	6.800
ML03/10.0BKG2	3 x 10.0	80/0.40	19.1 – 24.4	847	67	4.050
ML03/16.0BKG2	3 x 16.0	128/0.40	21.8 – 27.6	1117	89	2.550
ML04/1.5BKG2	4 x 1.5	30/0.25	11.5 – 14.5	256	21	30.000
ML04/2.5BKG2	4 x 2.5	50/0.25	13.5 – 16.0	330	29	16.400
ML04/4.0BKG2	4 x 4.0	56/0.30	14.0 – 17.9	433	37	10.200
ML04/6.0BKG2	4 x 6.0	84/0.30	15.7 – 20.0	574	47	6.800
ML04/10.0BKG2	4 x 10.0	80/0.40	20.9 – 26.5	1036	67	4.050
ML04/16.0BKG2	4 x 16.0	128/0.40	23.8 – 30.1	1376	89	2.550
ML04/25.0BKG2	4 x 25.0	200/0.40	28.9 – 36.6	2030	119	1.610
ML04/35.0BKG2	4 x 35.0	280/0.40	32.5 – 41.1	2618	149	1.170
ML04/50.0BKG2	4 x 50.0	400/0.40	37.7 – 47.5	3611	187	0.868
ML05/1.5BKG2	5 x 1.5	30/0.25	11.5 – 14.3	298	21	30.000
ML05/2.5BKG2	5 x 2.5	50/0.25	13.0 – 15.9	384	29	16.400
ML05/4.0BKG2	5 x 4.0	56/0.30	14.5 – 17.5	514	37	10.200
ML05/6.0BKG2	5 x 6.0	84/0.30	15.6 – 19.9	680	47	6.800
ML05/10.0BKG2	5 x 10.0	80/0.40	17.5 – 22.2	1214	67	4.050
ML05/16.0BKG2	5 x 16.0	128/0.40	22.9 – 29.1	1633	89	2.550
ML05/25.0BKG2	5 x 25.0	200/0.40	26.4 – 33.3	2401	119	1.610
ML05/35.0BKG2	5 x 35.0	280/0.40	32.0 – 40.4	3077	149	1.170
ML05/50.0BKG2	5 x 50.0	400/0.40	35.7 – 45.1	4293	187	0.868
ML07/1.5BKG2	7 x 1.5	30/0.25	14.7 – 18.7	358	15	30.000
ML07/2.5BKG2	7 x 2.5	50/0.25	24.5 – 28.0	920	20	16.400
ML12/1.5BKG2	12 x 1.5	30/0.25	17.1 – 21.8	474	15	30.000
ML12/2.5BKG2	12 x 2.5	50/0.25	27.5 – 31.3	1226	20	16.400
ML19/1.5BKG2	19 x 1.5	30/0.25	20.5 – 23.7	1304	15	30.000

Firstflex has taken every precaution to ensure accurate information in this catalogue, but accept no liability for any errors or omissions. Firstflex reserves the right to modify specifications at any time.

CHEMTUFF TWINSKIN HDT SERIES

Ultra Performance Flexible Rubber Cable Double Sheath 0.6/1kV 90°C

APPLICATIONS:

Chemtuff Used in applications that require a greater resistance to chemicals, solvents, oils and fats.
Marine Flexible tinned copper for installations on pleasure craft, ship to shore and other marine applications.
Extension Leads Used on construction sites due to its outstanding flexibility and cable memory. Suitable for tough climatic and mechanical conditions.
Power With a separator acting as a second sheath this cable provides extra safety for machine tools, construction and engineering equipment and conveyers.
Pumping Suitable for permanent submersion to 200 metres.
Lighting & Entertainment With its extra durable SER sheath and high visibility, this cable is suitable for outdoor temporary power supply and lighting leads.

PRODUCT FEATURES:

- Yellow sheath for high visibility
- Tinned fine stranded copper conductor
- Non-marking sheath suits ship to shore use
- UV stabilised
- Flame retardant
- Extremely flexible
- Water and moisture resistant
- Suitable for permanent submersion to 200 metres
- Heat, oil and chemical resistant *(See Technical Section)*

See over for full product table ▶

CONSTRUCTION:

Conductor Annealed tinned copper stranded extreme flexibility (Class 5 & 6).
Insulation X-90.
Separator An added separator or bedding of extruded V-90HT material for safety and durability. Silicate powder lubricant between cores and inner sheath to reduce friction.
Sheath SER105.

CHARACTERISTICS:

Operating Temperature Range Fixed -20°C to 90°C / Flexing -5°C to 90°C.
Maximum Conductor Temperature 90°C (Current ratings are based on 30°C air temp. See technical section for de-rating factors).
Rated Voltage Uo/U 0.6/1kV.
Max AC Operating Voltage Uo 0.7kV.
Minimum Bending Radius Fixed 5 x cable diameter / Flexing 6 x cable diameter.
Sheath Colour Yellow
Standard Core Colour
3 Core – Blue, Brown, Green/Yellow.
4 Core – Grey, Brown, Black, Green/Yellow.
5 Core – Blue, Red, White, Black, Green/Yellow.
Relevant Standards AS/NZS 3191, AS/NZS 5000.1, AS/NZS 3808, IEC 60227, IEC 60332-1, RoHS Compliant.

Firstflex has taken every precaution to ensure accurate information in this catalogue, but accept no liability for any errors or omissions. Firstflex reserves the right to modify specifications at any time.

CHEMTUFF TWINSKIN HDT SERIES continued

Code	No. of Cores x Size (mm²)	Approx. Stranding No. of wires x mm	Approx. Overall Diameter (mm)	Approx. Weight (Kg/Km)	Nominal Amps un-enclosed protected from sun @ 30°C fixed application Touching	3 Phase Volt Drop @50Hz / MAX. Conductor Temp: 90°C (Mv/Am)
HD03/1.5T	3 x 1.5	48/0.20	10.5	140	21	30.000
HD03/2.5T	3 x 2.5	80/0.20	12.4	194	29	16.400
HD03/4.0T	3 x 4.0	127/0.20	14.4	319	37	10.200
HD03/6.0T	3 x 6.0	190/0.20	15.9	406	47	6.800
HD04/1.5T	4 x 1.5	48/0.20	11.6	170	21	30.000
HD04/2.5T	4 x 2.5	80/0.20	14.0	239	29	16.400
HD04/4.0T	4 x 4.0	127/0.20	16.0	394	37	10.200
HD04/6.0T	4 x 6.0	190/0.20	19.0	505	47	6.800
HD05/1.5T	5 x 1.5	48/0.20	13.0	210	21	30.000
HD05/2.5T	5 x 2.5	80/0.20	15.4	289	29	16.400
HD05/4.0T	5 x 4.0	127/0.20	17.4	482	37	10.200
HD05/6.0T	5 x 6.0	190/0.20	21.0	619	47	6.800
HD05/10T	5 x 10.0	318/0.20	28.1	1190	67	4.050
HD05/16T	5 x 16.0	504/0.20	31.7	1590	89	2.550
HD05/35T	5 x 35.0	1120/0.20	36.6	3210	149	1.170

Firstflex has taken every precaution to ensure accurate information in this catalogue, but accept no liability for any errors or omissions. Firstflex reserves the right to modify specifications at any time.

MSMA SERIES

Standard Performance Fixed LSHF CBS Shipboard / Offshore Power Cable 0.6/1kV 90°C



APPLICATIONS:

Marine For fixed wiring installations on oil and gas rigs, shipboard and other marine applications requiring screened cable for EMC.
Rail or Rolling Stock Suitable for wiring in locomotives, rail cars, buses and coaches.

PRODUCT FEATURES:

- Low smoke halogen free
- PVC free
- Lloyds approved
- UV stabilised
- Flame retardant
- To be earthed at both ends using EMC compatible glands
- Heat, oil and chemical resistant *(See Technical Section)*

CONSTRUCTION:

Conductor Annealed plain copper stranded (Class 2).
Insulation XLPE halogen free X90.
Inner Covering (If any) Halogen free compound (IEC 60092-353).
Screening Tinned or plain copper braid.
Sheath Polyolefine compound SHF (IEC 60092-353 & 3.7.3A).

CHARACTERISTICS:

Operating Temperature Range Fixed -15°C to 90°C.
Maximum Conductor temperature 90°C (Current ratings are based on 30°C air temp. See technical section for de-rating factors).
Rated Voltage Uo/U 0.6/1kV **Max AC Operating Voltage** Uo 0.7kV.
Minimum Bending Radius Up to 25mm² 4 x cable diameter / Over 25mm² 6 x cable diameter.
Sheath Colour Orange or Black.
Standard Core Colours
Without Earth Conductor:
2 Core – Blue, Brown.
3 Core – Grey, Black, Brown.
4 Core – Blue, Black, Grey, Brown.
Multi Core – Black Numbered.
Certification Society Approvals Lloyds, Type CJPJ85 or HFX-A/CU, ABS type YOZp, BV type YOZp, DNV.GL type YOZp other approvals available on request.
Relevant Standards IEC 61034, IEC 60754, IEC 60332-3-22, IEC 60092-350/351/352/353/359, IEC 60754-1/2, IEC 61034-1/2, IEC 60332-1, CE Directive 2006/95/EC, RoHS Compliant.

SINGLE CORE

Code	No. of Cores x Size (mm²)	Approx. Stranding No. of wires x mm	Approx. Overall Diameter (mm)	Approx. Weight (Kg/Km)	Nominal Amps un-enclosed protected from sun @ 30°C fixed installation 3 phase: Spaced	Spaced from Surface	Touching	3 Phase Volt Drop @ 50Hz / MAX. conductor temp: 90°C (Mv/Am)
MSMA1/10	1 x 10.0	7/1.35	9.2	170	88	76	94	4.050
MSMA1/16	1 x 16.0	7/1.70	10.2	235	117	100	125	2.550
MSMA1/25	1 x 25.0	7/2.13	12.0	350	156	133	155	1.620
MSMA1/35	1 x 35.0	7/2.52	12.8	440	195	166	196	1.170
MSMA1/50	1 x 50.0	19/1.83	16.0	660	245	210	248	0.872
MSMA1/70	1 x 70.0	19/2.17	18.0	890	311	265	298	0.615

Product table continued over ▶

Firstflex has taken every precaution to ensure accurate information in this catalogue, but accept no liability for any errors or omissions. Firstflex reserves the right to modify specifications at any time.

MSMA SERIES continued

SINGLE CORE

Code	No. of Cores x Size (mm²)	Approx. Stranding No. of wires x mm	Approx. Overall Diameter (mm)	Approx. Weight (Kg/Km)	Nominal Amps un-enclosed protected from sun @ 30°C fixed installation 3 phase			3 Phase Volt Drop @ 50Hz / MAX. conductor temp: 90°C (Mv/Am)
					Spaced	Spaced from Surface	Touching	
MSMA1/95	1 x 95.0	19/2.52	20.0	1180	375	319	354	0.457
MSMA1/120	1 x 120.0	37/2.03	21.5	1440	447	381	409	0.373
MSMA1/150	1 x 150.0	37/2.27	24.0	1760	517	440	409	0.316
MSMA1/185	1 x 185.0	37/2.52	26.0	2140	594	505	470	0.269
MSMA1/240	1 x 240.0	61/2.24	29.0	2760	716	608	565	0.227

MULTI CORE

Code	No. of Cores x Size (mm²)	Approx. Stranding No. of wires x mm	Approx. Overall Diameter (mm)	Approx. Weight (Kg/Km)	Nominal Amps un-enclosed protected from sun @ 30°C fixed application	3 Phase Volt Drop @ 50Hz / MAX. conductor temp: 90°C (Mv/Am)
					Touching	
MSMA2/1.5	2 x 1.5	7/0.52	10.2	120	25	30.000
MSMA2/2.5	2 x 2.5	7/0.67	11.1	150	33	16.400
MSMA2/4.0	2 x 4.0	7/0.85	12.3	195	44	10.200
MSMA2/10	2 x 10.0	7/1.35	16.0	425	79	4.050
MSMA2/16	2 x 16.0	7/1.70	18.5	590	106	2.550
MSMA2/25	2 x 25.0	7/2.13	22.1	860	141	1.610
MSMA3/1.5	3 x 1.5	7/0.52	10.4	145	25	30.000
MSMA3/2.5	3 x 2.5	7/0.67	11.0	185	33	16.400
MSMA3/4.0	3 x 4.0	7/0.85	12.4	243	44	10.200
MSMA3/6.0	3 x 6.0	7/1.05	13.6	340	56	6.800
MSMA3/10	3 x 10.0	7/1.35	16.0	520	79	4.050
MSMA3/16	3 x 16.0	7/1.70	19.0	750	106	2.550
MSMA3/25	3 x 25.0	7/2.13	22.5	1120	141	1.610
MSMA3/35	3 x 35.0	7/2.52	26.5	1660	149	1.170
MSMA3/50	3 x 50.0	19/1.83	29.0	2100	187	0.868
MSMA3/70	3 x 70.0	19/2.17	34.0	2950	235	0.609
MSMA3/95	3 x 95.0	19/2.52	39.0	4010	282	0.450
MSMA3/120	3 x 120.0	37/2.03	42.0	4990	333	0.366
MSMA4/1.5	4 x 1.5	7/0.52	10.8	180	21	30.000
MSMA4/2.5	4 x 2.5	7/0.67	12.2	225	29	16.400
MSMA4/4.0	4 x 4.0	7/0.85	13.4	305	37	10.200
MSMA4/6.0	4 x 6.0	7/1.05	15.5	410	47	6.800
MSMA4/10	4 x 10.0	7/1.35	18.0	635	67	4.050
MSMA4/25	4 x 25.0	7/2.13	25.0	1360	119	1.610

Product table continued over ▶

Firstflex has taken every precaution to ensure accurate information in this catalogue, but accept no liability for any errors or omissions. Firstflex reserves the right to modify specifications at any time.

MARINE & OFFSHORE CABLES

MSMA SERIES continued

MULTI CORE

Code	No. of Cores x Size (mm²)	Approx. Stranding No. of wires x mm	Approx. Overall Diameter (mm)	Approx. Weight (Kg/Km)	Nominal Amps un-enclosed protected from sun @ 30°C fixed application Touching	3 Phase Volt Drop @ 50Hz / MAX. conductor temp: 90°C (Mv/Am)
MSMA4/35	4 x 35.0	7/2.52	29.0	2070	149	1.170
MSMA4/50	4 x 50.0	19/1.83	32.0	2640	187	0.868
MSMA4/70	4 x 70.0	19/2.17	37.5	3700	235	0.609
MSMA4/95	4 x 95.0	19/2.52	42.5	5070	282	0.450
MSMA4/120	4 x 120.0	37/2.03	46.5	6300	333	0.366
MSMA5/1.5	5 x 1.5	7/0.52	12.0	200	21	30.000
MSMA5/2.5	5 x 2.5	7/0.67	12.6	242	29	16.400
MSMA5/4.0	5 x 4.0	7/0.85	16.2	346	37	10.200
MSMA5/6.0	5 x 6.0	7/1.05	18.1	479	47	6.800
MSMA5/10	5 x 10.0	7/1.35	20.3	737	67	4.050
MSMA5/16	5 x 16.0	7/1.70	24.5	1156	89	2.550
MSMA5/25	5 x 25.0	7/2.13	29.2	1781	119	1.610
MSMA5/35	5 x 35.0	7.252	33.4	2537	149	1.170
MSMA7/1.5	7 x 1.5	7/0.52	12.8	245	15	30.000
MSMA10/1.5	10 x 1.5	7/0.52	16.5	380	15	30.000
MSMA12/1.5	12 x 1.5	7/0.52	17.5	435	15	30.000
MSMA14/1.5	14 x 1.5	7/0.52	18.5	485	15	30.000
MSMA16/1.5	16 x 1.5	7/0.52	19.0	530	15	30.000
MSMA19/1.5	19 x 1.5	7/0.52	20.0	610	15	30.000
MSMA24/1.5	24 x 1.5	7/0.52	23.5	760	15	30.000
MSMA27/1.5	27 x 1.5	7/0.52	24.0	830	15	30.000
MSMA30/1.5	30 x 1.5	7/0.52	24.5	900	15	30.000
MSMA37/1.5	37 x 1.5	7/0.52	26.5	1060	15	30.000

Firstflex has taken every precaution to ensure accurate information in this catalogue, but accept no liability for any errors or omissions. Firstflex reserves the right to modify specifications at any time.

ON ALL FIRSTFLEX STOCKED CABLES

YES - THAT MEANS FROM 0.22mm² TO 630mm²

FIRSTFLEX

SOU SERIES

Standard Performance Fixed LSHF CBS Shipboard / Offshore Data Cable 250V 90°C



APPLICATIONS:

Marine For fixed wiring installations on oil and gas rigs, shipboard and other marine applications requiring screened cable for EMC.
Rail or Rolling Stock Suitable for wiring in locomotives, rail cars, buses and coaches.
Small Spaces Lightweight and small-diameter solution compared to braided cables.

PRODUCT FEATURES:

- Low smoke halogen free
- PVC free
- UV stabilised
- Flame retardant
- Heat, oil and chemical resistant *(See Technical Section)*

See over for full product table ▶

CONSTRUCTION:

Conductor Annealed tinned copper stranded (Class 2).
Insulation HF-XLPE X90.
Laying Up Cores in twisted pairs, triples or quads.
Screening Collective shield of aluminium/polyester tape c/w tinned copper stranded drain wire and synthetic tape.
Sheath SHF1 low smoke halogen free.

CHARACTERISTICS:

Operating Temperature Range Fixed -15°C to 75°C.
Maximum Conductor temperature 90°C.
Rated Voltage 250V (RMS) radial thickness sheath (not suitable for mains connection).
Minimum Bending Radius Fixed 8 x cable diameter.
Sheath Colour Grey.
Standard Core Colours Numbered Black and Blue pairs.
Certification Society Approvals Lloyds, Type CHJPJP or HFX-OSU-T, YZafc, ABS, BV, DNV.GL type YOZp.
Relevant Standards IEC 60228 CL.2, IEC 60092-376/350/351/352/353/359, IEC 60332-1, IEC 60332-3-22, IEC 60754-1/2, IEC 610034-1/2, CE Directive 2006/95/EC, RoHS Compliant.

Firstflex has taken every precaution to ensure accurate information in this catalogue, but accept no liability for any errors or omissions. Firstflex reserves the right to modify specifications at any time.

SOU SERIES continued

Code	No. of Cores x Size (mm²)	Approx. Stranding No. of wires x mm	Approx. Overall Diameter (mm)	Approx. Weight (Kg/Km)
SOU01/2/0.5	1 PAIR 0.5	7/0.30	6.1	60
SOU02/2/0.5	2 PAIR 0.5	7/0.30	8.9	100
SOU04/2/0.5	4 PAIR 0.5	7/0.30	10.2	130
SOU07/2/0.5	7 PAIR 0.5	7/0.30	12.3	195
SOU10/2/0.5	10 PAIR 0.5	7/0.30	15.0	265
SOU14/2/0.5	14 PAIR 0.5	7/0.30	16.9	350
SOU19/2/0.5	19 PAIR 0.5	7/0.30	19.2	450
SOU24/2/0.5	24 PAIR 0.5	7/0.30	21.4	560
SOU30/2/0.5	30 PAIR 0.5	7/0.30	23.7	660
SOU01/4/0.5	1 QUAD 0.5	7/0.30	7.1	80
SOU01/2/0.75	1 PAIR 0.75	7/0.37	6.4	75
SOU02/2/0.75	2 PAIR 0.75	7/0.37	9.0	135
SOU04/2/0.75	4 PAIR 0.75	7/0.37	11.3	175
SOU07/2/0.75	7 PAIR 0.75	7/0.37	13.4	270
SOU10/2/0.75	10 PAIR 0.75	7/0.37	16.3	370
SOU14/2/0.75	14 PAIR 0.75	7/0.37	18.4	490
SOU19/2/0.75	19 PAIR 0.75	7/0.37	21.1	640
SOU24/2/0.75	24 PAIR 0.75	7/0.37	23.6	800
SOU30/2/0.75	30 PAIR 0.75	7/0.37	26.1	960
SOU01/4/0.75	1 QUAD 0.75	7/0.37	7.3	100
SOU01/2/1.0	1 PAIR 1.0	7/0.43	7.9	75
SOU02/2/1.0	2 PAIR 1.0	7/0.43	10.2	130
SOU04/2/1.0	4 PAIR 1.0	7/0.43	11.9	195
SOU07/2/1.0	7 PAIR 1.0	7/0.43	14.2	320
SOU10/2/1.0	10 PAIR 1.0	7/0.43	17.5	450
SOU14/2/1.0	14 PAIR 1.0	7/0.43	19.5	590
SOU19/2/1.0	19 PAIR 1.0	7/0.43	22.4	760
SOU24/2/1.0	24 PAIR 1.0	7/0.43	25.2	960
SOU30/2/1.0	30 PAIR 1.0	7/0.43	27.7	1180
SOU01/4/1.0	1 QUAD 1.0	7/0.43	7.9	120
SOU01/2/1.5	1 PAIR 1.5	7/0.52	7.8	90
SOU02/2/1.5	2 PAIR 1.5	7/0.52	12.1	160
SOU04/2/1.5	4 PAIR 1.5	7/0.52	14.0	250
SOU07/2/1.5	7 PAIR 1.5	7/0.52	17.2	415
SOU10/2/1.5	10 PAIR 1.5	7/0.52	21.0	590
SOU14/2/1.5	14 PAIR 1.5	7/0.52	23.6	780
SOU19/2/1.5	19 PAIR 1.5	7/0.52	27.2	1010
SOU24/2/1.5	24 PAIR 1.5	7/0.52	30.5	1270
SOU30/2/1.5	30 PAIR 1.5	7/0.52	33.6	1570

Firstflex has taken every precaution to ensure accurate information in this catalogue, but accept no liability for any errors or omissions. Firstflex reserves the right to modify specifications at any time.

MTR SERIES

Standard Performance Flexible Marine Trailer Cable 50V AC / 120V DC 90°C

APPLICATIONS:

Marine Pleasure crafts and other marine applications. These cables are flexible for installation and intermittent flexible use with free movement without tensile stress.
Automotive Trailer wiring.

PRODUCT FEATURES:

- High electric and thermal conductivity
- UV stabilised
- Flame retardant
- Heat, oil and chemical resistant *(See Technical Section)*

CONSTRUCTION:

Conductor Annealed tinned copper stranded high flexibility (Class 5).
Insulation SPVC.
Sheath SPVC.

CHARACTERISTICS:

Operating Temperature Range Fixed -20°C to 90°C / Flexing -5°C to 75°C.
Maximum Conductor temperature 90°C.
Voltage Rating AC 50V / DC 120V.
Sheath Colour Black.
Core Colour
3 Core Cable – White, Yellow, Brown.
5 Core Cable – White, Yellow, Brown, Red, Green.
7 Core Cable – White, Yellow, Brown, Red, Green, Blue, Black.
(Other Core colour combinations by quotation).
Relevant Standards AS/NZS 1125, IEC 60332-1,
RoHS Compliant.

Code	Nearest AWG	No. of Cores	Approx. Stranding No. of wires x mm	Nominal Area (mm²)	Industry Equivalent (mm)	AMP Rating at 30°C	Average Sheath Thickness (mm)	Average Insulation Thickness (mm)	Max D.C. Resistance at 20°C (m Ω/mt)	Approx. Overall Diameter (mm)	Approx. Weight (Kg/Km)
MTR326030B	14½	3	26/0.30	1.84	4.0	19	0.60	0.60	10.65	6.8	81.0
MTR516030B	16½	5	16/0.30	1.13	3.0	10	0.60	0.50	17.30	7.45	99.0
MTR716030B	16½	7	16/0.30	1.13	3.0	10	0.80	0.50	38.93	8.60	138.0

Firstflex has taken every precaution to ensure accurate information in this catalogue, but accept no liability for any errors or omissions. Firstflex reserves the right to modify specifications at any time.

MST SERIES

High Performance Flexible Appliance / Marine Wire 0.6/1kV 90°C



APPLICATIONS:

Power Flexible thermal insulated wire suitable for switchboard wiring, motors and transformers.
Marine Suitable for wiring on pleasure craft and commercial vessels that require survey compliant cables.
Audio Amplifiers and audio equipment where oxygen-free copper wire is required.

PRODUCT FEATURES:

- Tinned fine stranded copper conductor
- UV stabilised
- Flame retardant
- Metre marked for better length control
- Oil and chemical resistant *(See Technical Section)*

CONSTRUCTION:

Conductor Annealed tinned copper stranded high flexibility (Class 5).
Insulation SPVC V-90HT.

CHARACTERISTICS:

Operating Temperature Range Fixed -20°C to 90°C / Flexing 5°C to 75°C.
Maximum Conductor Temperature 105°C (Current ratings are based on 30°C air temp. See technical section for de-rating factors).
Rated Voltage Uo/U 0.6/1kV.
Minimum Bending Radius Fixed 10 x cable diameter / Flexing 15 x cable diameter
Insulation Colour
0.5 - 4.0mm² ..... Black, Blue, Brown, Green/Yellow, Grey, Orange, Pink, Red, Violet, White, Yellow.
6.0 - 16.0mm² ..... Black, Blue, Green/Yellow, Red, White.
Relevant Standards AS/NZS 3004.1&2, IEC 60332-1, AS/NZS 3808, AS/NZS 3008.1, AS/NZS 1125, AS/NZS 5000.1, CE Directive 2006/95/EC, RoHS Compliant.

Code	No. of Cores x Size (mm²)	Approx. Stranding No. of wires x mm	Approx. Overall Diameter (mm)	Approx. Weight (Kg/Km)	Nominal Amps enclosed protected from sun @ 30°C fixed application In Duct or Cabinet	3 Phase Volt Drop @50Hz / MAX. Conductor Temp: 90°C (Mv/Am)
MST000.50	1 x 0.50	16/0.20	2.5	10	7	86.100
MST000.75	1 x 0.75	24/0.20	2.8	15	10	52.936
MST001.0	1 x 1.0	32/0.20	2.9	17	15	46.800
MST001.5	1 x 1.5	30/0.25	3.4	20	17	30.000
MST002.5	1 x 2.5	50/0.25	4.1	32	23	16.400
MST004	1 x 4.0	56/0.30	4.8	50	31	10.200
MST006	1 x 6.0	84/0.30	5.3	70	39	6.810
MST010	1 x 10.0	80/0.40	6.8	116	52	4.050
MST016	1 x 16.0	128/0.40	8.1	177	70	2.550

Firstflex has taken every precaution to ensure accurate information in this catalogue, but accept no liability for any errors or omissions. Firstflex reserves the right to modify specifications at any time.

MBS SERIES

Standard Performance Flexible Marine Battery / Starter Cable 50V AC /120V DC 75°C

APPLICATIONS:

Marine Battery and starter cable. These cables are flexible for installation and intermittent flexible use with free movement without tensile stress.
Audio Oxygen free copper for audio applications.

PRODUCT FEATURES:

- High electric and thermal conductivity
- UV stabilised
- Flame retardant
- Heat, oil and chemical resistant *(See Technical Section)*

CONSTRUCTION:

Conductor Annealed tinned copper stranded high flexibility (Class 5).
Insulation Special SPVC.

CHARACTERISTICS:

Operating Temperature Range Fixed -20°C to 90°C / Flexing -5°C to 75°C.
Maximum Conductor temperature 90°C.
Voltage Rating AC 50V / DC 120V.
Sheath Colour Red or Black.
Relevant Standards AS/NZS 1125, IEC 60332-1, *RoHS* Compliant.

Code	Approx. Stranding No. of wires x mm	Nominal Area (mm^2)	Average Insulation Thickness (mm)	Average Sheath Thickness (mm)	Max D.C. Resistance at 20°C (m Ω/mt)	Approx. Overall Diameter (mm)	Approx. Weight (Kg/Km)
MBS8	112/0.30	7.92	74	0.90	2.36	5.40	89.0
MBS3	364/0.30	25.70	170	1.60	0.72	10.20	289.0
MBS0	700/0.30	49.45	246	1.70	0.38	12.50	526.0

Firstflex has taken every precaution to ensure accurate information in this catalogue, but accept no liability for any errors or omissions. Firstflex reserves the right to modify specifications at any time.

MFE SERIES

Standard Performance Flexible Marine Figure 8
50V AC/120V DC 75°C

APPLICATIONS:

Marine Pleasure crafts and other marine applications.
These cables are flexible for installation and intermittent flexible use with free movement without tensile stress.
Audio Oxygen free copper for speakers and audio controls.

PRODUCT FEATURES:

- High electric and thermal conductivity
- UV stabilised
- Flame retardant
- Heat, oil and chemical resistant *(See Technical Section)*

CONSTRUCTION:

Conductor Annealed tinned copper stranded high flexibility (Class 5).
Insulation Special SPVC.

CHARACTERISTICS:

Operating Temperature Range Fixed -20°C to 90°C / Flexing -5°C to 75°C.
Maximum Conductor temperature 90°C.
Voltage Rating AC 50V / DC 120V.
Sheath Colour Red and Red with black trace.
Relevant Standards AS/NZS 1125, IEC 60332-1, *RoHS* Compliant.

Code	Nearest AWG	Approx. Stranding No. of wires x mm	Nominal Area (mm^2)	Industry Equivalent (mm)	AMP Rating at 30°C	Average Insulation Thickness (mm)	Max D.C. Resistance at 20°C (m Ω/mt)	Approx. Overall Diameter (mm)	Approx. Weight (Kg/Km)
MFE216030	16½	16/0.30	1.13	3.00	16	0.55	17.30	2.45 x 5.20	29.0
MFE226030	14½	26/0.30	1.84	4.00	22	0.55	10.65	2.80 x 5.90	43.0

Firstflex has taken every precaution to ensure accurate information in this catalogue, but accept no liability for any errors or omissions. Firstflex reserves the right to modify specifications at any time.

MTS SERIES

Standard Performance Flexible Marine Twin Sheath 50V AC /120V DC 90°C

APPLICATIONS:

Marine Pleasure crafts and other marine applications. These cables are flexible for installation and intermittent flexible use with free movement without tensile stress.
Audio Oxygen free copper for speaker wiring applications.

PRODUCT FEATURES:

- Tinned copper conductor
- High electric and thermal conductivity
- UV stabilised
- Flame retardant
- Heat, oil and chemical resistant *(See Technical Section)*

CONSTRUCTION:

Conductor Annealed tinned copper stranded high flexibility (Class 5).
Insulation SPVC.
Sheath SPVC.

CHARACTERISTICS:

Temperature Range Fixed -20°C to 90°C / Flexing -5°C to 75°C.
Voltage Rating AC 50V / DC 120V.
Sheath Colour Black, White.
Core Colour Red & Black.
Maximum Conductor temperature 90°C.
Relevant Standards AS/NZS 1125, IEC 60332-1, RoHS Compliant.

Code	Nearest AWG	Approx. Stranding No. of wires x mm	Nominal Area (mm^2)	Industry Equivalent (mm)	AMP Rating at 30°C	Average Sheath Thickness (mm)	Average Insulation Thickness (mm)	Max D.C. Resistance at 20°C (m Ω/mt)	Approx. Overall Diameter (mm)	Approx. Weight (Kg/Km)
MTS27032	20½	7/0.32	0.56	-	10	0.60	0.50	38.93	3.20 x 5.20	27.0
MTS216030	16½	16/0.30	1.13	3.00	16	0.60	0.60	17.30	3.50 x 5.90	41.0
MTS226030	14½	26/0.30	1.84	4.00	22	0.60	0.60	10.65	3.90 x 6.70	57.0

Firstflex has taken every precaution to ensure accurate information in this catalogue, but accept no liability for any errors or omissions. Firstflex reserves the right to modify specifications at any time.

MTSV SERIES

Survey Compliant Flexible Twin Marine Cable 0.6/1kV 90°C



APPLICATIONS:

Marine Suitable for wiring on pleasure craft and commercial vessels that require survey compliant cables.

PRODUCT FEATURES:

- Tinned copper conductor
- UV stabilised
- Flame retardant
- Heat, oil and chemical resistant *(See Technical Section)*

CONSTRUCTION:

Conductor Annealed tinned copper stranded high flexibility (Class 5).
Insulation XLPE.
Sheath PVC ST2.

CHARACTERISTICS:

Temperature Range Fixed -20°C to 90°C.
Voltage Rating 0.6/1kV.
Minimum Bending Radius Fixed 10 x Cable Diameter.
Sheath Colour Black with Blue stripe, or White with Blue stripe.
Core Colour Red & Black.
Maximum Conductor temperature 90°C.
Relevant Standards AS/NZS 3004.1&2, IEC 60228, IEC 60092-360, IEC 60092-350, IEC 60092-353, IEC 60332-3-22, *RoHS* Compliant.

Code	Size (Core x mm)	Conductor Construction (mm)	Approx. Overall Diameter (mm)	Approx. Weight (Kg/Km)	Max D.C. Resistance at 20°C (m Ω/mt)	Nominal Amps un-enclosed protected from sun @ 30°C fixed installation 1 Phase: Spaced	Nominal Amps un-enclosed protected from sun @ 30°C fixed installation 1 Phase: Touching	1 Phase Volt Drop @50Hz / MAX. Conductor Temp: 75°C (Mv/Am)
MTSV2/0.75	2 x 0.75	24/0.2	4.8 x 7.6	38	26.7	-	-	-
MTSV2/1.0	2 x 1.0	32/0.2	5.0 x 8.0	53	20	-	-	-
MTSV2/1.5	2 x 1.5	48/0.2	5.4 x 8.6	60	13.7	-	-	-
MTSV2/2.5	2 x 2.5	80/0.2	5.8 x 9.4	90	8.21	30	29	19.400
MTSV2/4.0	2 x 4.0	127/0.2	7.0 x 11.6	130	5.09	40	38	12.000
MTSV2/6.0	2 x 6.0	190/0.2	7.9 x 13.4	143	3.39	51	48	7.496
MTSV2/10	2 x 10	318/0.2	9.2 x 15.8	310	1.95	72	67	4.458
MTSV2/16	2 x 16	504/0.2	10.4 x 18.0	403	1.24	95	89	2.807
MTSV2/25	2 x 25	770/0.2	12.7 x 22.2	615	0.795	125	119	1.778
MTSV2/35	2 x 35	703/0.25	14.7 x 26.0	765	0.565	156	146	1.282

Duty Cycle Current Rating (Amps) Welding, Automotive and Battery Charging (% of a 5 minute period @ 30°C)				
Size	100%	60%	30%	25%
2 x 4.0	42	54	77	82
2 x 6.0	62	80	113	120
2 x 10.0	100	107	126	134
2 x 16.0	139	152	187	200
2 x 25.0	183	209	265	285
2 x 35.0	227	264	243	370

Firstflex has taken every precaution to ensure accurate information in this catalogue, but accept no liability for any errors or omissions. Firstflex reserves the right to modify specifications at any time.

FTM SERIES

High Performance Flexible Twin Marine Cable 300/500V 75°C

APPLICATIONS:

Marine Suitable for wiring on pleasure craft and other marine applications requiring flexible tinned copper conductors.
Lighting Used for festoon and garden lighting where a flexible cable is required.
Audio Amplifiers and audio equipment where oxygen free copper wire is required.

PRODUCT FEATURES:

- Tinned fine stranded copper conductor
- UV stabilised
- Flame retardant
- Heat, oil and chemical resistant *(See Technical Section)*

CONSTRUCTION:

Conductor Annealed tinned copper stranded high flexibility (Class 5).
Insulation Special SPVC V-75.
Sheath SPVC 4V-75.

CHARACTERISTICS:

Operating Temperature Range Fixed -20°C to 75°C / Flexing -5°C to 75°C.
Maximum Conductor Temperature 75°C (Current ratings are based on 30°C air temp. See technical section for de-rating factors).
Rated Voltage Uo/U 300/500v.
Max AC Operating Voltage Uo 318v.
Minimum Bending Radius Fixed 10 x cable diameter / Flexing 15 x cable diameter.
Sheath Colour Black.
Standard Core Colours Red, Black.
Relevant Standards AS/NZS 1125, AS/NZS 3808, IEC 60332-1, *RoHS* Compliant.

Code	No. of Cores x Size (mm²)	Approx. Stranding No. of wires x mm	Approx. Overall Diameter (mm)	Approx. Weight (Kg/Km)	Nominal Amps un-enclosed protected from sun @ 30°C fixed application		1 Phase Volt Drop @50Hz / MAX. Conductor Temp: 75°C (Mv/Am)
					Spaced	Touching	
FTM2/0.75	2 x 0.75	24/0.20	4.2h x 6.5w	38	14	12	63.200
FTM2/1.5	2 x 1.5	48/0.20	4.6h x 7.2w	60	23	21	32.300
FTM2/2.5	2 x 2.5	80/0.20	5.4h x 8.8w	90	30	29	19.400
FTM2/4.0	2 x 4.0	127/0.20	6.2h x 10.5w	130	40	38	12.000

Firstflex has taken every precaution to ensure accurate information in this catalogue, but accept no liability for any errors or omissions. Firstflex reserves the right to modify specifications at any time.

TW-T SERIES

High Performance Flexible Twin Marine Cable 0.6/1kV 90°C

APPLICATIONS:

Marine Flexible tinned copper for battery power supplies and winches.
Automotive Suitable for use as battery/jumper cables (indoor/outdoor) and power leads for forklifts and field conveyers.
Telecommunications Where finely stranded large cross section cables are required for minimal volt drop.
Audio Power supply to amplifiers and audio equipment where oxygen free copper wire is required.

PRODUCT FEATURES:

- Tinned fine stranded copper conductor
- UV stabilised
- Flame retardant
- Heat, oil and chemical resistant *(See Technical Section)*

CONSTRUCTION:

Conductor Annealed tinned copper stranded high flexibility (Class 5).
Insulation SPVC.
Sheath Transparent SPVC.

CHARACTERISTICS:

Operating Temperature Range Fixed -20°C to 90°C / Flexing -5°C to 75°C.
Maximum Conductor Temperature 90°C (Current ratings are based on 30°C air temp. See technical section for de-rating factors).
Rated Voltage 0.6/1kV.
Sheath Colour Clear sheath.
Core Colour Red and Black.
Relevant Standards DIN VDE 0250, DIN VDE 472, IEC 60332-1, AS/NZS 1125, RoHS Compliant.

Code	No. of Cores x Size (mm²)	Approx. Stranding No. of wires x mm	Approx. Overall Diameter (mm)	Approx. Weight (Kg/Km)	Max D.C. Resistance at 20°C (m Ω/mt)	Nominal Amps un-enclosed protected from sun @ 30°C fixed installation 1 Phase: Spaced	Nominal Amps un-enclosed protected from sun @ 30°C fixed installation 1 Phase: Touching	1 Phase Volt Drop @50Hz / MAX. Conductor Temp: 75°C (Mv/Am)
TW02.5T	2 x 2.5	80/0.20	5.5 x 12.0	90	8.21	30	29	19.400
TW04T	2 x 4.0	128/0.20	6.0 x 13.0	130	5.09	40	38	12.000
TW06T	2 x 6.0	192/0.20	6.5 x 14.0	220	3.39	51	48	7.496
TW10T	2 x 10.0	322/0.20	8.0 x 17.0	340	1.95	72	67	4.458
TW16T	2 x 16.0	511/0.20	9.80 x 19.60	453	1.24	95	89	2.807
TW25T	2 x 25.0	784/0.20	11.30 x 22.60	659	0.795	125	119	1.778
TW35T	2 x 35.0	714/0.25	12.80 x 25.60	894	0.565	156	146	1.282

Duty Cycle Current Rating (Amps) Welding, Automotive and Battery Charging (% of a 5 minute period @ 30°C)				
Size	100%	60%	30%	25%
2 x 4.0	42	54	77	82
2 x 6.0	62	80	113	120
2 x 10.0	100	107	126	134
2 x 16.0	139	152	187	200
2 x 25.0	183	209	265	285
2 x 35.0	227	264	243	370

Firstflex has taken every precaution to ensure accurate information in this catalogue, but accept no liability for any errors or omissions. Firstflex reserves the right to modify specifications at any time.

VSD series



MDXCY-BK SERIES

High Performance Flexible VSD Marine / Power Cable 0.6/1kV 90°C

FEATURES:

- Double Screening (CBS & foil tape) for 100% coverage
- Flexible tinned Class 5 conductors
- Multipurpose marine and industrial applications



MDXCY-CL SERIES

High Performance Flexible VSD Marine / Power Cable 0.6/1kV 90°C

FEATURES:

- Double Screening (CBS & foil tape) for 100% coverage
- Flexible tinned Class 5 conductors
- Multipurpose marine and industrial applications

KSXCY SERIES

High Performance Fixed Copper Tape VSD Power Cable 0.6/1kV 90°C

FEATURES:

- Copper Tape Screening for 100% coverage
- Flexible Class 5 conductors for easy installation
- 2.5mm to 16mm ex-stock, 25mm to 240mm available on request
- Economical option



FDXCY SERIES

High Performance Flexible VSD Power Cable 0.6/1kV 90°C

FEATURES:

- Economical flexible VSD option
- 25mm to 95mm ex-stock, 120mm to 300mm available on request
- Double screening (CBS & foil tape) for 100% coverage

NO CUTTING FEES
NO MINIMUM ORDER

RoHS COMPLIANT

P | 09 264 1000 E | sales@firstflex.co.nz www.firstflex.co.nz