



FLEXIBLE SINGLE CORE CABLES

HFX Series	12
BFX Series	14
CFX Series	15
MLG2 Single Series.....	16
FLA Series.....	17
MST Series.....	19
HFE Series	20
BGL Series	22



FLEXIBLE SINGLE CORE CABLES

HYPERFLEX™ SDI HFX SERIES

Ultra Performance Flexible Rubber LSHF SDI Cable 0.6/1kV 110°C



APPLICATIONS:

Data Centers LSHF cables boost safety, minimize toxic emissions, ensure compliance, and provide reliable performance in high-density cabling applications.

Power Supply for Switchboards, flexible droppers from busbars, transformers, load banks or other equipment requiring fixed or flexible cable.

Welding Suitable for welding and electrode leads.

Generator Sets As leads for temporary power supplies.

Automotive Battery leads or jumpers, battery chargers, electric forklifts.

Telecommunications Where finely stranded large cross section cables are required for minimal volt drop.

Greenstar applications: PVC-free, Low Smoke Halogen Free construction suitable for sustainable building standards.

FEATURES	BENEFITS
EASY RUN™ finely stranded class 6 conductors provide extreme flexibility and superior bending radius.	Making it easier and faster to install, especially in confined spaces.
EASY GLIDE™ LOW-FRICTION SHEATH	Making it easier to pull through conduit and ensuring a much smoother installation.
FLEXI CHILL™ remains flexible in cold temperatures.	Making it easy to install in cold conditions.
Low Smoke Halogen Free sheath (LSHF)	Minimises toxic fumes and smoke in the event of a fire.
Flame retardant sheath made to IEC 60332-3-22	Reduces fire spread in high-density, bunched cable routes through critical areas, ensuring minimised flame propagation.
UV stabilised black sheath	Provides prolonged UV resistance to sunlight degradation.

CONSTRUCTION:

Conductor: Annealed plain copper stranded extreme flexibility (Class 6)

Insulation: X-HF-110

Sheath: SE-LSHF-EG

CHARACTERISTICS:

Operating Temperature Range Fixed -25°C to 110°C

Maximum Conductor Temperature 110°C (Current ratings are based on 30°C air temp. See technical section for de-rating factors).

Rated Voltage U_o/U 0.6/1kV.

Max AC Operating Voltage U_o 0.7kV.

Minimum Bending Radius Fixed 4 x cable diameter / Flexing 6 x cable diameter.




Sheath Colour Black (other colours available on request).

Relevant Standards IEC 60332-1, AS/NZS 5000.1, AS/NZS 1125, AS/NZS 3808, AS/NZS 3008, IEC 61034-2, IEC 60754-1, **RoHS** Compliant.

Firstflex has taken every precaution to ensure accurate information in this catalogue, but accept no liability for any errors or omissions. Firstflex reserves the right to modify specifications at any time.

HYPERFLEX™ SDI HFX SERIES continued



Code	No. of Cores x Size (mm ²)	Approx. Stranding no. of Wires x mm	Approx. Overall Diameter (mm)	Approx. Weight (Kg/Km)	Nominal Amps un-enclosed protected from sun @ 30°C fixed installation 3 Phase			3 Phase Volt Drop @50Hz / MAX. Conductor Temp: 110°C (Mv/Am)
					Spaced 	Spaced from Surface 	Touching 	
HFX016	1 x 16.0	489/0.196	9.6	209	139	120	112	2.710
HFX025	1 x 25.0	756/0.196	11.3	304	185	159	149	1.720
HFX035	1 x 35.0	1060/0.196	12.5	407	229	197	184	1.250
HFX050	1 x 50.0	1525/0.196	14.5	562	289	249	232	0.929
HFX070	1 x 70.0	2162/0.196	16.3	761	364	312	292	0.657
HFX095	1 x 95.0	2857/0.196	18.3	973	439	378	352	0.491
HFX120	1 x 120.0	3650/0.196	20.0	1214	521	447	417	0.403
HFX150	1 x 150.0	2184/0.284	22.3	1524	601	516	482	0.344
HFX185	1 x 185.0	2660/0.284	24.6	1820	689	592	552	0.296
HFX240	1 x 240.0	3500/0.284	27.4	2423	829	712	663	0.252
HFX300	1 x 300.0	4368/0.284	31.2	3008	958	820	764	0.227
HFX400	1 x 400.0	2924/0.40	34.0	3946	1155	982	915	0.208
HFX500	1 x 500.0	3700/0.40	38.1	4920	1348	1138	1059	0.195
HFX630	1 x 630.0	4958/0.40	43.4	6193	1598	1327	1235	0.184

Firstflex has taken every precaution to ensure accurate information in this catalogue, but accept no liability for any errors or omissions. Firstflex reserves the right to modify specifications at any time.

FLEXIBLE SINGLE CORE CABLES

CHEMTUFF SDI BFX SERIES

Ultra Performance Flexible Rubber SDI Cable 0.6/1kV 110°C

APPLICATIONS:

Chemtuff Used in applications that require a greater resistance to chemicals, solvents, oils and fats.

Power Switchboards, flexible droppers from busbars, transformers, load banks or other equipment requiring fixed or flexible cable.

Pumping Suitable for permanent submersion to 500 metres.

Welding Suitable for welding and electrode leads.

Generator Sets As leads for temporary power supplies.


Automotive Battery leads or jumpers, battery chargers, electric forklifts.

Audio Equipment where oxygen free copper wire is required.

Telecommunications Where finely stranded large cross section cables are required for minimal volt drop.

PRODUCT FEATURES:

- ▶ High current capacity
- ▶ Flame retardant
- ▶ Water and moisture resistant
- ▶ Very good behaviour to variations of outdoor temperature
- ▶ Suitable for permanent submersion to 500 metres
- ▶ UV stabilised
- ▶ Heat, oil and chemical resistant (See Technical Section)



CONSTRUCTION:

Conductor Annealed plain copper stranded extreme flexibility (Class 5 & 6).

Insulation X-HF-110.

Sheath SER105.

CHARACTERISTICS:

Operating Temperature Range Fixed -40°C to 110°C / Flexing -25°C to 90°C.

Maximum Conductor Temperature 110°C (Current ratings are based on 30°C air temp. See technical section for de-rating factors).




Rated Voltage U_o/U 0.6/1kV.

Max AC Operating Voltage U_o 0.7kV.

Minimum Bending Radius Fixed 4 x cable diameter / Flexing 6 x cable diameter.

Sheath Colour Orange, Black. (Red and Blue subject to availability).

Relevant Standards IEC 60332-1, AS/NZS 5000.1, AS/NZS 1125, AS/NZS 3808, AS/NZS 3008, **RoHS** Compliant.

Code	No. of Cores x Size (mm ²)	Approx. Stranding no. of Wires x mm	Approx. Overall Diameter (mm)	Approx. Weight (Kg/Km)	Nominal Amps un-enclosed protected from sun @ 30°C fixed installation 3 Phase			3 Phase Volt Drop @50Hz / MAX. Conductor Temp:	
					Spaced 	Spaced from Surface 	Touching 	90°C (Mv/Am)	110°C (Mv/Am)
BFX002.5	1 x 2.5	140/0.15	6.4	65	45	39	36	16.400	17.400
BFX004	1 x 4.0	224/0.15	6.9	81	59	51	48	10.200	10.800
BFX006	1 x 6.0	192/0.20	7.6	104	75	65	61	6.810	7.230
BFX010	1 x 10.0	294/0.20	8.6	147	106	91	86	4.050	4.300
BFX016	1 x 16.0	470/0.20	9.7	209	139	120	112	2.550	2.710
BFX025	1 x 25.0	726/0.20	11.5	304	185	159	149	1.620	1.720
BFX035	1 x 35.0	1040/0.20	12.8	407	229	197	184	1.170	1.250
BFX050	1 x 50.0	1499/0.20	14.6	562	289	249	232	0.872	0.929
BFX070	1 x 70.0	2100/0.20	16.7	761	364	312	292	0.615	0.657
BFX095	1 x 95.0	2745/0.20	18.5	973	439	378	352	0.457	0.491
BFX120	1 x 120.0	1554/0.30	20.3	1214	521	447	417	0.373	0.403
BFX150	1 x 150.0	1961/0.30	22.9	1524	601	516	482	0.316	0.344
BFX185	1 x 185.0	2331/0.30	24.7	1820	689	592	552	0.269	0.296
BFX240	1 x 240.0	3172/0.30	27.7	2423	829	712	663	0.227	0.252
BFX300	1 x 300.0	4001/0.30	31.1	3008	958	820	764	0.202	0.227
BFX400	1 x 400.0	5296/0.30	35.3	3946	1155	982	915	0.183	0.208
BFX500	1 x 500.0	6648/0.30	39.4	4920	1348	1138	1059	0.170	0.195
BFX630	1 x 630.0	8376/0.30	44.2	6193	1598	1327	1235	0.159	0.184

Firstflex has taken every precaution to ensure accurate information in this catalogue, but accept no liability for any errors or omissions. Firstflex reserves the right to modify specifications at any time.

CFX SERIES

**Standard Performance Flexible
(Fixed application) SDI Cable
0.6/1kV 90°C**



APPLICATIONS:

Power Switchboards, submains & subcircuits, buried & in underground or overhead ducts, transformers, load banks or other equipment requiring fixed applications.

Pumping Suitable for permanent submersion to 200 metres.

Generator Sets As leads for temporary power supplies.

Telecommunications Where finely stranded large cross section cables are required for minimal volt drop in a fixed application.

PRODUCT FEATURES:

- ▶ Small overall diameter for tight spaces
- ▶ Flame retardant
- ▶ Water and moisture resistant
- ▶ Suitable for permanent submersion to 200 metres
- ▶ UV stabilised
- ▶ Heat, oil and chemical resistant (See Technical Section)

CONSTRUCTION:

Conductor Annealed plain copper stranded flexibility (Class 5).

Insulation X-90.

Sheath SPVC.

CHARACTERISTICS:

Operating Temperature Range Fixed -20°C to 90°C

Maximum Conductor Temperature 90°C (Current ratings are based on 30°C air temp. See technical section for de-rating factors).

Rated Voltage U_0/U 0.6/1kV.

Max AC Operating Voltage U_0 0.7kV.

Minimum Bending Radius Fixed 4 x cable diameter / Flexing 6 x cable diameter.

Sheath Colour Black. (Red subject to availability).

Relevant Standards IEC 60332-1, AS/NZS 5000.1, AS/NZS 1125, AS/NZS 3808, AS/NZS 3008, **RoHS** Compliant.

BEP Certified - Greenstar compliant.

Code	No. of Cores x Size (mm ²)	Approx. Stranding no. of Wires x mm	Approx. Overall Diameter (mm)	Approx. Weight (Kg/Km)	Nominal Amps un-enclosed protected from sun @ 30°C fixed installation 3 Phase			3 Phase Volt Drop @50Hz / MAX. Conductor Temp: 90°C (Mv/Am)
					Spaced	Spaced from Surface	Touching	
CFX016	1 x 16.0	122/0.39	9.20	215	117	100	94	2.550
CFX025	1 x 25.0	189/0.39	10.82	310	156	133	125	1.620
CFX035	1 x 35.0	265/0.39	12.00	415	195	166	158	1.170
CFX050	1 x 50.0	380/0.39	13.72	560	245	210	194	0.872
CFX070	1 x 70.0	346/0.49	15.60	780	311	265	248	0.615
CFX095	1 x 95.0	457/0.49	17.25	990	375	319	298	0.457
CFX120	1 x 120.0	587/0.49	19.00	1270	447	381	354	0.373
CFX150	1 x 150.0	728/0.49	21.05	1575	517	440	409	0.316
CFX185	1 x 185.0	886/0.49	23.21	1945	594	505	470	0.269
CFX240	1 x 240.0	1172/0.49	25.74	2420	716	608	565	0.227
CFX300	1 x 300.0	1464/0.49	28.25	3150	827	701	650	0.202
CFX400	1 x 400.0	1930/0.49	32.11	4370	1000	840	780	0.183
CFX500	1 x 500.0	2442/0.49	35.75	5275	1168	972	903	0.170
CFX630	1 x 630.0	3246/0.49	40.57	6400	1382	1133	1052	0.160

FLEXIBLE SINGLE CORE CABLES

ALLFLEX INDUSTRIAL MLG2 SINGLE SERIES



Ultra Performance Flexible Rubber Industrial / Marine Cable 0.6/1kV 90°C AS/NZS 5000.1, IEC 60092, H07RN-F

APPLICATIONS:

Hazardous Areas With correct explosion proof glands this cable can be installed in locations subject to explosion hazards rated 0.6/1kV (DIN VDE 0165).

Waste Water Treatment Plants Suitable for submersion in polluted liquids and aggressive environments up to 10 metres.

Lighting & Entertainment With its extra durable CPE sheath this cable is suitable for outdoor temporary power supplies and lighting leads.

Marine Flexible tinned copper & Lloyds approved cable for installation in pleasure craft, super yachts and other marine applications.

Power Switchboards, flexible droppers from busbars, transformers and load banks. Also used on construction sites due to its outstanding flexibility, durability and industrial performance.

Pumping Suitable for permanent submersion to 500 metres.

PRODUCT FEATURES:

- ▶ Tinned fine stranded copper conductor
- ▶ UV stabilised
- ▶ Flame retardant
- ▶ Water and moisture resistant
- ▶ Good elongation at break
- ▶ Good Dielectric properties
- ▶ Resistant to environmental factors such as oxidation, ozone and sunlight
- ▶ Very good behaviour to variations of outdoor temperature
- ▶ Suitable for permanent submersion to 500 metres
- ▶ Good tensile strength, tearing strength and abrasion resistance
- ▶ Heat, oil and chemical resistant (See *Technical Section*)

CONSTRUCTION:

Conductor Annealed tinned copper stranded high flexibility (Class 5).

Insulation EPR R90.

Sheath CPE Elastomer Rubber.

CHARACTERISTICS:

Operating Temperature Range Fixed -40°C to 90°C / Flexing -25°C to 90°C.

Maximum Conductor Temperature 90°C. (Current ratings are based on 30°C air temp. See technical section for de-rating factors).

Rated Voltage U_o/U 0.6/1kV.

Minimum Bending Radius Fixed 4 x cable diameter / flexing 6 x cable diameter.

Sheath Colour Black.

Insulation Colour White (Bonded).

Relevant Standards DIN VDE 0295, DIN VDE 0165, IEC 60092-360 IEC 60092-353, IEC 60092-359, IEC 60092-351, IEC 60079.14, AS/NZS 1125, AS/NZS 3808, **RoHS** Compliant.

AS/NZS 5000.1 Electric cables for working voltage 0.6/1kV.

IEC 60092-350 Electrical installations in ships - Part 350: General construction and test methods.

IEC 60332-3-22 Test for vertical flame spread of vertically-mounted bunched wires or cables.

H07RN-F Harmonised type heavy duty rubber cable construction.

Certification Approvals Lloyds Type Approval CEF/SA.

Code	No. of Cores x Size (mm ²)	Approx. Stranding No. of Wires x mm	Approx. Overall Diameter +/- 15% (mm)	Approx. Weight (Kg/Km)	Nominal Amps un-enclosed protected from sun @ 30°C fixed installation 3 Phase			3 Phase Volt Drop @50Hz / MAX. Conductor Temp 90°C (Mv/Am)
					Spaced	Spaced from Surface	Touching	

COMPLIES TO AS/NZS 5000.1, IEC 60092-350 & H07RN-F TYPE

ML1/10G2	1 x 10.0	75/0.40	9.5 – 11.9	221	88	76	70	4.050
ML1/16G2	1 x 16.0	118/0.40	10.8 – 13.4	296	117	100	94	2.550
ML1/25G2	1 x 25.0	183/0.40	12.7 – 15.8	422	156	133	125	1.620
ML1/35G2	1 x 35.0	260/0.40	14.3 – 17.9	553	195	166	155	1.170
ML1/50G2	1 x 50.0	375/0.40	16.5 – 20.6	762	245	210	196	0.872
ML1/70G2	1 x 70.0	334/0.50	18.6 – 23.3	991	311	265	248	0.615
ML1/95G2	1 x 95.0	437/0.50	20.8 – 26.0	1274	375	319	298	0.457
ML1/120G2	1 x 120.0	561/0.50	22.8 – 28.6	1582	447	381	354	0.373

Firstflex has taken every precaution to ensure accurate information in this catalogue, but accept no liability for any errors or omissions. Firstflex reserves the right to modify specifications at any time.

FLEXILITE™ SDI FLA SERIES

Flexible Aluminium (Fixed Wiring), LSHF
Single Core SDI Cable 0.6/1kV 110°C



APPLICATIONS:

Power distribution: Suitable for use in main and sub-main circuits on cable tray, ladder racks and buried in conduit or ducting.

High current installations: Perfect for high current installations where a lightweight and cost-effective solution is critical for reducing install costs.

Industrial Power Supply: Used in factories, warehouses, and heavy-duty machinery to supply power efficiently over large distances.

Greenstar applications: PVC-free, Low Smoke Halogen Free construction suitable for sustainable building standards.

FEATURES	BENEFITS
Super lightweight construction: Aluminium conductors, significantly lighter than copper cables with up to 50% weight reduction.	Easier handling and faster installation, especially in hard-to-access environments.
EASY RUN™ finely stranded conductors provide flexibility and improved bending radius compared with traditional class 2 cables	Making it easier and faster to install, especially in confined spaces.
EASY GLIDE™ low-friction sheath	Making it easier to pull through conduit and ensuring a much smoother installation.
FLEXI CHILL™ remains flexible in cold temperatures	Making it easy to install in cold conditions.
Low Smoke Halogen Free sheath (LSHF)	Minimises toxic fumes and smoke in the event of a fire.
Flame retardant sheath made to IEC 60332-3-22	Reduces fire spread in high-density, bunched cable routes through critical areas, ensuring minimised flame propagation.
UV stabilised black sheath	Provides prolonged UV resistance to sunlight degradation.

CONSTRUCTION:

Conductor: Finely stranded EC1350 aluminium

Insulation: X-HF-110

Sheath: SE-LSHF-EG

CHARACTERISTICS:

Operating Temperature Range: Fixed -25°C to 110°C

Maximum Conductor Temperature: 110°C

Rated Voltage: U_o/U 0.6/1kV.

Max AC Operating Voltage: U_o 0.7kV.

Minimum bending radius during installation: 150mm² and below = 5.5 x cable diameter. 185mm² and above = 9 x cable diameter.

Minimum bending radius after installation: 150mm² and below = 4 x cable diameter. 185mm² and above = 6 x cable diameter.

Sheath Colour: Black (other colours available on request)

Insulation Colour: White

Relevant Standards IEC 60332-1, IEC 60332-1-2, IEC 60332-3-22, IEC 61034.2, IEC 60754.1, AS/NZS 5000.1, AS/NZS 1125, AS/NZS 3808,


RoHS Compliant.

See over for full product table ▶

FLEXIBLE SINGLE CORE CABLES

FLEXILITE™ SDI FLA SERIES continued



Code	No. of cores x Size	Approx. overall diameter	Listed pulling force	Approx. weight	D. C. resistance of conductor 20°C	Nominal amps un-enclosed @ 30°C fixed application
	(mm ²)	(mm)	(kN)	(Kg/Km)	(Ω/Km)	Touching 
FLA070	1 x 70.0	16.9	2.7	347	0.443	220
FLA095	1 x 95.0	18.7	3.7	439	0.32	274
FLA120	1 x 120.0	20.4	4.6	528	0.253	320
FLA150	1 x 150.0	23.1	5.9	656	0.206	368
FLA185	1 x 185.0	25.6	7.2	809	0.164	429
FLA240	1 x 240.0	28.7	9.4	1022	0.125	516
FLA300	1 x 300.0	31.8	11.7	1242	0.1	597
FLA400	1 x 400.0	35.8	15.6	1602	0.0778	705
FLA500	1 x 500.0	39.8	19.5	1982	0.0605	825
FLA630	1 x 630.0	44.8	24.6	2542	0.0469	969

IMPORTANT CUSTOMER NOTICE: CABLE END SEALING

ALL FLA SERIES CABLES ARE SUPPLIED WITH FACTORY-APPLIED PROTECTIVE END CAPS.

CRITICAL REQUIREMENT: To maintain the cable's integrity and conductor properties, the cable ends must be kept sealed at all times, including during storage, installation, and any temporary layover periods. Any moisture ingress due to failure to maintain a continuous, effective seal will void the product warranty.

MST SERIES

High Performance Flexible
Appliance / Marine Wire 0.6/1kV 90°C



APPLICATIONS:

Power Flexible thermal insulated wire suitable for switchboard wiring, motors and transformers.

Marine Suitable for wiring on pleasure craft and commercial vessels that require survey compliant cables.

Audio Amplifiers and audio equipment where oxygen-free copper wire is required.

PRODUCT FEATURES:

- ▶ Tinned fine stranded copper conductor
- ▶ UV stabilised
- ▶ Flame retardant
- ▶ Metre marked for better length control
- ▶ Oil and chemical resistant (See Technical Section)

CONSTRUCTION:

Conductor Annealed tinned copper stranded high flexibility (Class 5).

Insulation SPVC V-90HT.

CHARACTERISTICS:

Operating Temperature Range Fixed -20°C to 90°C / Flexing 5°C to 75°C.

Maximum Conductor Temperature 105°C (Current ratings are based on 30°C air temp. See technical section for de-rating factors).

Rated Voltage Uo/U 0.6/1kV.

Minimum Bending Radius Fixed 10 x cable diameter / Flexing 15 x cable diameter


Insulation Colour

0.5 - 4.0mm² Black, Blue, Brown, Green/Yellow, Grey, Orange, Pink, Red, Violet, White, Yellow.

6.0 - 16.0mm² Black, Blue, Green/Yellow, Red, White.

Relevant Standards AS/NZS 3004.1&2, IEC 60332-1, AS/NZS 3808, AS/NZS 3008.1, AS/NZS 1125, AS/NZS 5000.1,


CE Directive 2006/95/EC, **RoHS** Compliant.

Code	No. of Cores x Size (mm ²)	Approx. Stranding No. of wires x mm	Approx. Overall Diameter (mm)	Approx. Weight (Kg/Km)	Nominal Amps enclosed protected from sun @ 30°C fixed application		3 Phase Volt Drop @50Hz / MAX. Conductor Temp:
					In Duct or Cabinet		90°C (Mv/Am)
MST000.50	1 x 0.50	16/0.20	2.5	10	7		86.100
MST000.75	1 x 0.75	24/0.20	2.8	15	10		52.936
MST001.0	1 x 1.0	32/0.20	2.9	17	15		46.800
MST001.5	1 x 1.5	30/0.25	3.4	20	17		30.000
MST002.5	1 x 2.5	50/0.25	4.1	32	23		16.400
MST004	1 x 4.0	56/0.30	4.8	50	31		10.200
MST006	1 x 6.0	84/0.30	5.3	70	39		6.810
MST010	1 x 10.0	80/0.40	6.8	116	52		4.050
MST016	1 x 16.0	128/0.40	8.1	177	70		2.550

FLEXIBLE SINGLE CORE CABLES

HYPERFLEX™ HFE SERIES

Ultra Performance Flexible Rubber LSHF
Earth Cable 0.6/1kV 110°C



APPLICATIONS:

Data Centers LSHF cables boost safety, minimize toxic emissions, ensure compliance, and provide reliable performance in high-density cabling applications.

Power Supply for Switchboards, flexible droppers from busbars, transformers, load banks or other equipment requiring fixed or flexible cable.

Welding Suitable for welding and electrode leads.

Generator Sets As leads for temporary power supplies.

Automotive Battery leads or jumpers, battery chargers, electric forklifts.

Telecommunications Where finely stranded large cross section cables are required for minimal volt drop.

Greenstar applications: PVC-free, Low Smoke Halogen Free construction suitable for sustainable building standards.

FEATURES	BENEFITS
EASY RUN™ finely stranded class 6 conductors provide extreme flexibility and superior bending radius.	Making it easier and faster to install, especially in confined spaces.
FLEXI CHILL™ remains flexible in cold temperatures.	Making it easy to install in cold conditions.
Low Smoke Halogen Free (LSHF)	Minimises toxic fumes and smoke in the event of a fire.
Flame retardant made to IEC 60332-3-22	Reduces fire spread in high-density, bunched cable routes through critical areas, ensuring minimised flame propagation.
Submersible to 200m	Provides dependable operation in demanding submerged environments.

CONSTRUCTION:

Conductor: Annealed plain copper stranded extreme flexibility (Class 6)

Insulation: X-HF-110

CHARACTERISTICS:

Operating Temperature Range Fixed -25°C to 110°C

Maximum Conductor Temperature 110°C (Current ratings are based on 30°C air temp. See technical section for de-rating factors).

Rated Voltage U₀/U 0.6/1kV.

Max AC Operating Voltage U₀ 0.7kV.

Minimum Bending Radius Fixed 4 x cable diameter / Flexing 6 x cable diameter.

Colour Green/Yellow.

Relevant Standards IEC 60332-1, AS/NZS 5000.1, AS/NZS 1125, AS/NZS 3808, AS/NZS 3008, IEC 61034-2, IEC 60754-1, **RoHS** Compliant.

HYPERFLEX™ HFE SERIES continued



Code	No. of Cores x Size	Approx. Overall Diameter	Approx. weight of cable
	(mm ²)	(mm)	(Kg/Km)
HFE010	1 x 10.0	4.5	104
HFE016	1 x 16.0	5.5	158.3
HFE025	1 x 25.0	7	247.2
HFE035	1 x 35.0	8.2	341
HFE050	1 x 50.0	10	481.6
HFE070	1 x 70.0	11.6	674.6
HFE095	1 x 95.0	13.5	881.3
HFE120	1 x 120.0	14.9	1136
HFE150	1 x 150.0	16.5	1428.6
HFE185	1 x 185.0	18.4	1708.8
HFE240	1 x 240.0	21	2254
HFE300	1 x 300.0	23.4	2791.2
HFE400	1 x 400.0	26.6	3671.3
HFE500	1 x 500.0	30	4630.5
HFE630	1 x 630.0	34	6082.8

FLEXIBLE SINGLE CORE CABLES

BGL SERIES

Standard Performance Flexible Earth Cable 0.6/1kV 90°C



APPLICATIONS:

Power Extreme flexibility for use in switchboards, flexible droppers from busbars, transformers, load banks or other equipment requiring fixed or flexible earth cable.

Pumping Suitable for permanent submersion to 200 metres.

Welding Suitable for welding and electrode leads.

PRODUCT FEATURES:

- ▶ Water and moisture resistant
- ▶ UV stabilised
- ▶ Flame retardant
- ▶ Heat, oil and chemical resistant (*See Technical Section*)

CONSTRUCTION:

Conductor Annealed plain copper stranded extreme flexibility (Class 5 & 6).

Insulation SPVC V-90HT.

CHARACTERISTICS:

Operating Temperature Range Fixed -20°C to 90°C / Flexing -5°C to 75°C.

Maximum Conductor Temperature 105°C.

Rated Voltage U_o/U 0.6/1kV.

Max AC Operating Voltage U_o 0.7kV.

Minimum Bending Radius Fixed 4 x cable diameter / Flexing 5 x cable diameter.

Sheath Colour Green / Yellow.

Relevant Standards IEC 60332-1, AS/NZS 5000.1, AS/NZS 3808, AS/NZS 1125, **RoHS** Compliant.

BEP Certified - Greenstar compliant.

Code	No. of Cores x Size (mm ²)	Approx. Overall Diameter (mm)	Approx. Weight (Kg/Km)
BGL006	1 x 6.0	4.7	102
BGL010	1 x 10.0	6.2	149
BGL016	1 x 16.0	7.3	214
BGL025	1 x 25.0	9.0	321
BGL035	1 x 35.0	10.2	423
BGL050	1 x 50.0	12.0	584
BGL070	1 x 70.0	13.9	790
BGL095	1 x 95.0	16.0	1028
BGL120	1 x 120.0	18.0	1287
BGL150	1 x 150.0	21.3	1500
BGL185	1 x 185.0	22.1	1706
BGL240	1 x 240.0	24.7	2235
BGL300	1 x 300.0	27.5	2781
BGL400	1 x 400.0	30.9	3613
BGL500	1 x 500.0	34.3	4603
BGL630	1 x 630.0	38.9	6101