



FLEXIBLE SINGLE CORE CABLES

BFX Series	12
CFX Series	13
MLG2 Single Series.....	14
BGL Series	15
MST Series.....	16



FLEXIBLE SINGLE CORE CABLES

CHEMTUFF SDI BFX SERIES

Ultra Performance Flexible Rubber
SDI Cable 0.6/1kV 110°C

APPLICATIONS:

Chemtuff Used in applications that require a greater resistance to chemicals, solvents, oils and fats.

Power Switchboards, flexible droppers from busbars, transformers, load banks or other equipment requiring fixed or flexible cable.

Pumping Suitable for permanent submersion to 500 metres.

Welding Suitable for welding and electrode leads.

Generator Sets As leads for temporary power supplies.


Automotive Battery leads or jumpers, battery chargers, electric forklifts.

Audio Amplifiers and audio equipment where oxygen free copper wire is required.

Telecommunications Where finely stranded large cross section cables are required for minimal volt drop.

PRODUCT FEATURES:

- ▶ High current capacity
- ▶ Flame retardant
- ▶ Water and moisture resistant
- ▶ Very good behaviour to variations of outdoor temperature
- ▶ Suitable for permanent submersion to 500 metres
- ▶ UV stabilised
- ▶ Heat, oil and chemical resistant (*See Technical Section*)



CONSTRUCTION:

Conductor Annealed plain copper stranded extreme flexibility (Class 5 & 6).

Insulation X-HF-110.

Sheath SER105.

CHARACTERISTICS:

Operating Temperature Range Fixed -40°C to 110°C / Flexing -25°C to 90°C.

Maximum Conductor Temperature 110°C (Current ratings are based on 30°C air temp. See technical section for de-rating factors).




Rated Voltage U_0/U 0.6/1kV.

Max AC Operating Voltage U_0 0.7kV.

Minimum Bending Radius Fixed 4 x cable diameter / Flexing 6 x cable diameter.

Sheath Colour Orange, Black. (Red and Blue subject to availability).

Relevant Standards IEC 60332-1, AS/NZS 5000.1, AS/NZS 1125, AS/NZS 3808, AS/NZS 3008, **RoHS** Compliant.

Code	No. of Cores x Size (mm ²)	Approx. Stranding no. of Wires x mm	Approx. Overall Diameter (mm)	Approx. Weight (Kg/Km)	Nominal Amps un-enclosed protected from sun @ 30°C fixed installation 3 Phase			3 Phase Volt Drop @ 50Hz / MAX. Conductor Temp:	
					Spaced 	Spaced from Surface 	Touching 	90°C (Mv/Am)	110°C (Mv/Am)
BFX002.5	1 x 2.5	140/0.15	7.0	49	45	39	36	16.400	17.400
BFX004	1 x 4.0	224/0.15	8.0	75	59	51	48	10.200	10.800
BFX006	1 x 6.0	192/0.20	8.5	99	75	65	61	6.810	7.230
BFX010	1 x 10.0	294/0.20	9.6	150	106	91	86	4.050	4.300
BFX016	1 x 16.0	470/0.20	10.7	215	139	120	112	2.550	2.710
BFX025	1 x 25.0	726/0.20	12.4	310	185	159	149	1.620	1.720
BFX035	1 x 35.0	1040/0.20	13.5	415	229	197	184	1.170	1.250
BFX050	1 x 50.0	1499/0.20	16.0	560	289	249	232	0.872	0.929
BFX070	1 x 70.0	2100/0.20	18.6	780	364	312	292	0.615	0.657
BFX095	1 x 95.0	2745/0.20	21.5	990	439	378	352	0.457	0.491
BFX120	1 x 120.0	1554/0.30	23.5	1270	521	447	417	0.373	0.403
BFX150	1 x 150.0	1961/0.30	26.6	1575	601	516	482	0.316	0.344
BFX185	1 x 185.0	2331/0.30	29.0	1945	689	592	552	0.269	0.296
BFX240	1 x 240.0	3172/0.30	32.0	2420	829	712	663	0.227	0.252
BFX300	1 x 300.0	4001/0.30	36.5	3150	958	820	764	0.202	0.227
BFX400	1 x 400.0	5296/0.30	41.0	4370	1155	982	915	0.183	0.208
BFX500	1 x 500.0	6648/0.30	45.0	5275	1348	1138	1059	0.170	0.195

Firstflex has taken every precaution to ensure accurate information in this catalogue, but accept no liability for any errors or omissions. Firstflex reserves the right to modify specifications at any time.

CFX SERIES

**Standard Performance Flexible
(Fixed application) SDI Cable
0.6/1kV 90°C**



APPLICATIONS:

Power Switchboards, submains & subcircuits, buried & in underground or overhead ducts, transformers, load banks or other equipment requiring fixed applications.

Pumping Suitable for permanent submersion to 200 metres.

Generator Sets As leads for temporary power supplies.

Telecommunications Where finely stranded large cross section cables are required for minimal volt drop in a fixed application.

PRODUCT FEATURES:

- ▶ Small overall diameter for tight spaces
- ▶ Flame retardant
- ▶ Water and moisture resistant
- ▶ Suitable for permanent submersion to 200 metres
- ▶ UV stabilised
- ▶ Heat, oil and chemical resistant (See Technical Section)

CONSTRUCTION:

Conductor Annealed plain copper stranded flexibility (Class 5).

Insulation X-90.

Sheath SPVC.

CHARACTERISTICS:

Operating Temperature Range Fixed -20°C to 90°C

Maximum Conductor Temperature 90°C (Current ratings are based on 30°C air temp. See technical section for de-rating factors).

Rated Voltage Uo/U 0.6/1kV.




Max AC Operating Voltage Uo 0.7kV.

Minimum Bending Radius Fixed 4 x cable diameter /

Flexing 6 x cable diameter.

Sheath Colour Black. (Red subject to availability).

Relevant Standards IEC 60332-1, AS/NZS 5000.1, AS/NZS 1125, AS/NZS 3808, AS/NZS 3008, **RoHS** Compliant.

Code	No. of Cores x Size (mm ²)	Approx. Stranding no. of Wires x mm	Approx. Overall Diameter (mm)	Approx. Weight (Kg/Km)	Nominal Amps un-enclosed protected from sun @ 30°C fixed installation 3 Phase			3 Phase Volt Drop @50Hz / MAX. Conductor Temp: 90°C (Mv/Am)
					Spaced 	Spaced from Surface 	Touching 	
CFX016	1 x 16.0	122/0.39	9.20	215	117	100	94	2.550
CFX025	1 x 25.0	189/0.39	10.82	310	156	133	125	1.620
CFX035	1 x 35.0	265/0.39	12.00	415	195	166	158	1.170
CFX050	1 x 50.0	380/0.39	13.72	560	245	210	194	0.872
CFX070	1 x 70.0	346/0.49	15.60	780	311	265	248	0.615
CFX095	1 x 95.0	457/0.49	17.25	990	375	319	298	0.457
CFX120	1 x 120.0	587/0.49	19.00	1270	447	381	354	0.373
CFX150	1 x 150.0	728/0.49	21.05	1575	517	440	409	0.316
CFX185	1 x 185.0	886/0.49	23.21	1945	594	505	470	0.269
CFX240	1 x 240.0	1172/0.49	25.74	2420	716	608	565	0.227
CFX300	1 x 300.0	1464/0.49	28.25	3150	827	701	650	0.202
CFX400	1 x 400.0	1930/0.49	32.11	4370	1000	840	780	0.183
CFX500	1 x 500.0	2442/0.49	35.75	5275	1168	972	903	0.170
CFX630	1 x 630.0	3246/0.49	40.57	6400	1382	1133	1052	0.160

FLEXIBLE SINGLE CORE CABLES

ALLFLEX INDUSTRIAL MLG2 SINGLE SERIES

**Ultra Performance Flexible Rubber
Industrial / Marine Cable 0.6/1kV 90°C
AS/NZS 5000.1, IEC 60092, H07RN-F**



APPLICATIONS:

Hazardous Areas With correct explosion proof glands this cable can be installed in locations subject to explosion hazards rated 0.6/1kV (DIN VDE 0165).

Waste Water Treatment Plants Suitable for submersion in polluted liquids and aggressive environments up to 10 metres.

Lighting & Entertainment With its extra durable CPE sheath this cable is suitable for outdoor temporary power supplies and lighting leads.

Marine Flexible tinned copper & Lloyds approved cable for installation in pleasure craft, super yachts and other marine applications.

Power Switchboards, flexible droppers from busbars, transformers and load banks. Also used on construction sites due to its outstanding flexibility, durability and industrial performance.

Pumping Suitable for permanent submersion to 500 metres.

PRODUCT FEATURES:

- ▶ Tinned fine stranded copper conductor
- ▶ UV stabilised
- ▶ Flame retardant
- ▶ Water and moisture resistant
- ▶ Good elongation at break
- ▶ Good Dielectric properties
- ▶ Resistant to environmental factors such as oxidation, ozone and sunlight
- ▶ Very good behaviour to variations of outdoor temperature
- ▶ Suitable for permanent submersion to 500 metres
- ▶ Good tensile strength, tearing strength and abrasion resistance
- ▶ Heat, oil and chemical resistant (See *Technical Section*)

CONSTRUCTION:

Conductor Annealed tinned copper stranded high flexibility (Class 5).

Insulation EPR R90.

Sheath CPE Elastomer Rubber.

CHARACTERISTICS:

Operating Temperature Range Fixed -40°C to 90°C / Flexing -25°C to 90°C.

Maximum Conductor Temperature 90°C. (Current ratings are based on 30°C air temp. See technical section for de-rating factors).

Rated Voltage Uo/U 0.6/1kV.

Minimum Bending Radius Fixed 4 x cable diameter / flexing 6 x cable diameter.

Sheath Colour Black.

Insulation Colour White (Bonded).

Relevant Standards DIN VDE 0295, DIN VDE 0165, IEC 60092-360 IEC 60092-353, IEC 60092-359, IEC 60092-351, IEC 60079.14, AS/NZS 1125, AS/NZS 3808, **RoHS** Compliant.

AS/NZS 5000.1 Electric cables for working voltage 0.6/1kV.

IEC 60092-350 Electrical installations in ships - Part 350: General construction and test methods.

IEC 60332-3-22 Test for vertical flame spread of vertically-mounted bunched wires or cables.

H07RN-F Harmonised type heavy duty rubber cable construction.

Certification Approvals Lloyds Type Approval CEF/SA.

Code	No. of Cores x Size (mm ²)	Approx. Stranding No. of Wires x mm	Approx. Overall Diameter + / - 10% (mm)	Approx. Weight (Kg/Km)	Nominal Amps un-enclosed protected from sun @ 30°C fixed installation 3 Phase			3 Phase Volt Drop @50Hz / MAX. Conductor Temp 90°C (Mv/Am)
					Spaced 	Spaced from Surface 	Touching 	

COMPLIES TO AS/NZS 5000.1, IEC 60092-350 & H07RN-F TYPE

ML1/10G2	1 x 10.0	75/0.40	10.6	158	88	76	70	4.050
ML1/16G2	1 x 16.0	118/0.40	11.8	225	117	100	94	2.550
ML1/25G2	1 x 25.0	183/0.40	13.8	318	156	133	125	1.620
ML1/35G2	1 x 35.0	260/0.40	15.2	415	195	166	155	1.170
ML1/50G2	1 x 50.0	375/0.40	17.8	560	245	210	196	0.872
ML1/70G2	1 x 70.0	334/0.50	20.1	788	311	265	248	0.615
ML1/95G2	1 x 95.0	437/0.50	22.5	980	375	319	298	0.457
ML1/120G2	1 x 120.0	561/0.50	24.4	1280	447	381	354	0.373

Firstflex has taken every precaution to ensure accurate information in this catalogue, but accept no liability for any errors or omissions. Firstflex reserves the right to modify specifications at any time.

BGL SERIES**Standard Performance Flexible
Earth Cable 0.6/1kV 90°C****APPLICATIONS:**

Power Extreme flexibility for use in switchboards, flexible droppers from busbars, transformers, load banks or other equipment requiring fixed or flexible earth cable.

Pumping Suitable for permanent submersion to 200 metres.

Welding Suitable for welding and electrode leads.

PRODUCT FEATURES:

- ▶ Water and moisture resistant
- ▶ UV stabilised
- ▶ Flame retardant
- ▶ Heat, oil and chemical resistant (See *Technical Section*)

CONSTRUCTION:

Conductor Annealed plain copper stranded extreme flexibility (Class 5 & 6).

Insulation SPVC V-90HT.

CHARACTERISTICS:

Operating Temperature Range Fixed -20°C to 90°C / Flexing -5°C to 75°C.

Maximum Conductor Temperature 105°C.

Rated Voltage U_o/U 0.6/1kV.

Max AC Operating Voltage U_o 0.7kV.

Minimum Bending Radius Fixed 4 x cable diameter / Flexing 5 x cable diameter.

Sheath Colour Green / Yellow.

Relevant Standards IEC 60332-1, AS/NZS 5000.1, AS/NZS 3808, AS/NZS 1125, **RoHS** Compliant.

Code	No. of Cores x Size (mm ²)	Approx. Overall Diameter (mm)	Approx. Weight (Kg/Km)
BGL006	1 x 6.0	4.7	102
BGL010	1 x 10.0	6.2	149
BGL016	1 x 16.0	7.3	214
BGL025	1 x 25.0	9.0	321
BGL035	1 x 35.0	10.2	423
BGL050	1 x 50.0	12.0	584
BGL070	1 x 70.0	13.9	790
BGL095	1 x 95.0	16.0	1028
BGL120	1 x 120.0	18.0	1287
BGL150	1 x 150.0	21.3	1500

FLEXIBLE SINGLE CORE CABLES

MST SERIES

**High Performance Flexible
Appliance / Marine Wire 0.6/1kV 90°C**

APPLICATIONS:

Power Flexible thermal insulated wire suitable for switchboard wiring, motors and transformers.

Marine Tinned copper conductors for boat wiring and other marine applications.

Audio Amplifiers and audio equipment where oxygen-free copper wire is required.

PRODUCT FEATURES:

- ▶ Tinned fine stranded copper conductor
- ▶ UV stabilised
- ▶ Flame retardant
- ▶ Metre marked for better length control
- ▶ Oil and chemical resistant (See *Technical Section*)



CONSTRUCTION:

Conductor Annealed tinned copper stranded high flexibility (Class 5).

Insulation SPVC V-90HT.

CHARACTERISTICS:

Operating Temperature Range Fixed -20°C to 90°C / Flexing 5°C to 75°C.

Maximum Conductor Temperature 105°C (Current ratings are based on 30°C air temp. See technical section for de-rating factors).

Rated Voltage Uo/U 0.6/1kV.

Minimum Bending Radius Fixed 10 x cable diameter / Flexing 15 x cable diameter

Insulation Colour

0.5 - 4.0mm² Black, Blue, Brown, Green/Yellow, Grey, Orange, Pink, Red, Violet, White, Yellow.

6.0 - 16.0mm² Black, Blue, Green/Yellow, Red, White.

Relevant Standards IEC 60228, IEC 60332-1, AS/NZS 3808, AS/NZS 3008.1, AS/NZS 3191, AS/NZS 1125, AS/NZS 5000.1,

CE Directive 2006/95/EC, **RoHS** Compliant.

Code	No. of Cores x Size (mm ²)	Approx. Stranding No. of wires x mm	Approx. Overall Diameter (mm)	Approx. Weight (Kg/Km)	Nominal Amps enclosed protected from sun @ 30°C fixed application		3 Phase Volt Drop @50Hz / MAX. Conductor Temp: 90°C (Mv/Am)
					In Duct or Cabinet		
MST000.50	1 x 0.50	16/0.20	2.5	10	7		86.100
MST000.75	1 x 0.75	24/0.20	2.8	15	10		52.936
MST001.0	1 x 1.0	32/0.20	2.9	17	15		46.800
MST001.5	1 x 1.5	30/0.25	3.4	20	17		30.000
MST002.5	1 x 2.5	50/0.25	4.1	32	23		16.400
MST004	1 x 4.0	56/0.30	4.8	50	31		10.200
MST006	1 x 6.0	84/0.30	5.3	70	39		6.810
MST010	1 x 10.0	80/0.40	6.8	116	52		4.050
MST016	1 x 16.0	128/0.40	8.1	177	70		2.550