

MAXCAB CONSTRUCTION CABLES & BUILDING WIRE

BCW Series	42
CW Series	43
VIN Series	44
CFX Series	45
CFXH Series	46
MC Series	47
MCN Series	48
MCX Series	49
MCXH Series	50
MCH SWA Series	51
MCP SWA Series	52
MCX SWA Series	53
NST TRAYSCREEN Series	55
NSU Series	56
NSUX Series	58



BCW SERIES

Standard Performance Bare Copper Wire CU Strand - Soft Drawn



APPLICATIONS:

Earthing Transformer earth leads, earth grid and electrical grounding systems.

PRODUCT FEATURES:

- ▶ Metre marked for better length control
- ▶ Custom printing on request for identification purposes
- ▶ Greater flexibility 35mm² and above
- ▶ No minimum order quantity

CONSTRUCTION:

Conductor Annealed plain copper stranded (Class 2) or greater

CHARACTERISTICS:

Minimum bending radius Fixed 10 x cable diameter

Relevant Standards AS/NZS1125, AS/NZS3000

Code	No. of Cores x Size	Approx. Stranding	Approx. Overall Diameter	Approx. Weight	DC Conductor Resistance @
	(mm ²)	No. of wires x mm	(mm)	(Kg/Km)	20°C Ω/km
BCW016	1 X 16.0	7/1.70	5.1	143	1.15
BCW025	1 X 25.0	7/2.14	6.42	227	0.727
BCW035	1 X 35.0	19/1.53	7.65	315	0.524
BCW050	1 X 50.0	19/1.78	8.9	426	0.387
BCW070	1 X 70.0	19/2.14	10.7	616	0.268
BCW095	1 X 95.0	37/1.78	12.46	830	0.193
BCW120	1 X 120	37/2.03	14.21	1080	0.153

CW SERIES

Standard Performance Fixed Building / Conduit Wire 0.6/1kV 90°C



APPLICATIONS:

- Power** Suitable for switchboards and panel wiring.
- Control & Signals** Suitable for control panel wiring.
- Enclosures** Wiring in metal / PVC conduit and other protective enclosures.
- Earthing** Wiring in housing and light commercial buildings. Also suitable for earth bonding.

PRODUCT FEATURES:

- ▶ Flame retardant
- ▶ UV stabilised
- ▶ Tight bending radius
- ▶ Metre marked 0.5mm to 25mm for better length control
- ▶ Oil and chemical resistant (See Technical Section)

CONSTRUCTION:

- Conductor** Annealed plain copper stranded (Class 2).
- Insulation** SPVC V-90HT.

CHARACTERISTICS:

- Operating Temperature Range** Fixed -5°C to 90°C.
- Maximum Conductor Temperature** 105°C (Current ratings are based on 30°C air temp. See technical section for de-rating factors).
- Rated Voltage** U_0/U 0.6/1kV. **Max AC Operating Voltage** U_0 0.7kV.
- Minimum Bending Radius** Fixed 7 x cable diameter.
- Insulation Colours**
(use colour letters at end of code when ordering)
BK - Black
BL - Blue
G/Y - Green/Yellow
RD - Red
WH - White. Other colours available on request.
- Relevant Standards** AS/NZS 5000.1, AS/NZS 3808, AS/NZS 3008, AS/NZS 1125, **CE** Directive 2006/95/EC, **RoHS** Compliant.

Code	No. of Cores x Size (mm ²)	Approx. Stranding No. of wires x mm	Approx. Overall Diameter (mm)	Approx. Weight (Kg/Km)	Nominal Amps @ 30°C Fixed Installation Single Phase		Single Phase Volt Drop 90°C (Mv/Am)
					Conduit in air	Unenclosed in air	
CW001.5	1 x 1.5	7/0.5	3.3	25	21	22	34.6
CW002.5	1 x 2.5	7/0.67	3.7	35	27	31	18.9
CW004	1 x 4.0	7/0.85	4.7	55	36	41	11.7
CW006	1 x 6.0	7/1.04	5.3	70	47	52	7.82
CW010	1 x 10.0	7/1.35	6.1	120	62	72	4.67
CW016	1 x 16.0	7/1.70	7.1	180	80	95	2.94
CW025	1 x 25.0	7/2.14	8.9	285	107	129	1.87
CW035	1 x 35.0	19/1.53	10.3	370	128	158	1.35
CW050	1 x 50.0	19/1.78	12.0	515	157	194	1.007
CW070	1 x 70.0	19/2.14	13.3	730	194	246	0.710
CW095	1 x 95.0	37/1.78	15.9	980	242	306	0.527
CW120	1 x 120	37/2.03	16.4	1250	276	358	0.430
CW150	1 x 150	37/2.27	17.9	1480	314	413	0.381

VIN SERIES

**Standard Performance Fixed Circular
TPS Cable 0.6/1kV 75°C**

APPLICATIONS:

Power Suitable for main and submains in a fixed location.
Enclosures Internal wiring inside and between switchboards.
Buildings Suitable for interconnection of mains between floors.
 Typical use within Network authority works.

PRODUCT FEATURES:

- ▶ Flame retardant
- ▶ UV stabilised
- ▶ Metre marked for better length control
- ▶ Oil and chemical resistant (See Technical Section)






CONSTRUCTION:

Conductor Annealed plain copper stranded (Class 2)
Insulation V-75.
Sheath SPVC.

CHARACTERISTICS:

Operating Temperature range -20°C to 75°C
Maximum Conductor Temperature 75°C (Current ratings are based on 30°C air temp. See technical section for de-rating factors).
Rated Voltage U₀/U 0.6/1kV
Minimum Bending Radius Fixed - 12 x cable diameter
Insulation Core Colour White
Sheath Colour
 (Use colour letters at the end of the code when ordering)
 BK - Black
 BL - Blue
 RD - Red
 WH - White
Relevant Standards AS/NZS 5000.1, AS/NZS 3808, AS/NZS 3008, AS/NZS 1125, **RoHS** Compliant

Code	No. of Cores x Size (mm ²)	Approx. Stranding no. of Wires x mm	Approx. Overall Diameter (H x W) (mm x mm)	Approx. Weight (Kg/Km)	Nominal Amps @ 30°C Fixed Installation - Three Phase			Three Phase Volt Drop 75°C (mV/Am)
					Touching 	Enclosed wiring enclosure in Air 	Partially surrounded by thermal insulation 	
VIN016	1 x 16	7/1.70	9.9	230	82	71	44	2.55
VIN025	1 x 25	7/2.14	11.6	340	111	92	57	1.65
VIN035	1 x 35	19/1.53	12.9	440	136	114	71	1.18
VIN070	1 x 70	19/2.14	16.3	800	210	173	107	0.591

CFX SERIES

**Standard Performance Flexible
(Fixed application) SDI Cable
0.6/1kV 90°C**



APPLICATIONS:

Power Switchboards, submains & subcircuits, buried & in underground or overhead ducts, transformers, load banks or other equipment requiring fixed applications.

Pumping Suitable for permanent submersion to 200 metres.

Generator Sets As leads for temporary power supplies.

Telecommunications Where finely stranded large cross section cables are required for minimal volt drop in a fixed application.

PRODUCT FEATURES:

- ▶ Small overall diameter for tight spaces
- ▶ Flame retardant
- ▶ Water and moisture resistant
- ▶ Suitable for permanent submersion to 200 metres
- ▶ UV stabilised
- ▶ Heat, oil and chemical resistant (See Technical Section)

CONSTRUCTION:

Conductor Annealed plain copper stranded flexibility (Class 5).

Insulation X-90.

Sheath SPVC.

CHARACTERISTICS:

Operating Temperature Range Fixed -20°C to 90°C

Maximum Conductor Temperature 90°C (Current ratings are based on 30°C air temp. See technical section for de-rating factors).

Rated Voltage U_0/U 0.6/1kV.

Max AC Operating Voltage U_0 0.7kV.

Minimum Bending Radius Fixed 4 x cable diameter / Flexing 6 x cable diameter.

Sheath Colour Black. (Red subject to availability).

Relevant Standards IEC 60332-1, AS/NZS 5000.1, AS/NZS 1125, AS/NZS 3808, AS/NZS 3008, **RoHS** Compliant.

Code	No. of Cores x Size (mm ²)	Approx. Stranding no. of Wires x mm	Approx. Overall Diameter (mm)	Approx. Weight (Kg/Km)	Nominal Amps un-enclosed protected from sun @ 30°C fixed installation 3 Phase			3 Phase Volt Drop @50Hz / MAX. Conductor Temp: 90°C (Mv/Am)
					Spaced ○○○	Spaced from Surface ○○○	Touching ○○○	
CFX016	1 x 16.0	122/0.39	9.20	215	117	100	94	2.550
CFX025	1 x 25.0	189/0.39	10.82	310	156	133	125	1.620
CFX035	1 x 35.0	265/0.39	12.00	415	195	166	158	1.170
CFX050	1 x 50.0	380/0.39	13.72	560	245	210	194	0.872
CFX070	1 x 70.0	346/0.39	15.60	780	311	265	248	0.615
CFX095	1 x 95.0	457/0.39	17.25	990	375	319	298	0.457
CFX120	1 x 120.0	587/0.49	19.00	1270	447	381	354	0.373
CFX150	1 x 150.0	728/0.49	21.05	1575	517	440	409	0.316
CFX185	1 x 185.0	886/0.49	23.21	1945	594	505	470	0.269
CFX240	1 x 240.0	1172/0.49	25.74	2420	716	608	565	0.227
CFX300	1 x 300.0	1464/0.49	28.25	3150	827	701	650	0.202
CFX400	1 x 400.0	1930/0.49	32.11	4370	1000	840	780	0.183
CFX500	1 x 500.0	2442/0.49	35.75	5275	1168	972	903	0.170
CFX630	1 x 630.0	3246/0.49	40.57	6400	1382	1133	1052	0.160

CFXH SERIES

Standard Performance Flexible (Fixed application) LSHF SDI Cable 0.6/1kV 90°C



APPLICATIONS:

Power Switchboards, submains & subcircuits, data centres, transformers, load banks or other equipment requiring fixed applications.

Pumping Suitable for permanent submersion to 200 metres.

Generator Sets As leads for temporary power supplies.

Telecommunications Where finely stranded large cross section cables are required for minimal volt drop in a fixed application.

PRODUCT FEATURES:

- ▶ Low smoke halogen free
- ▶ Small overall diameter for tight spaces
- ▶ Flame retardant
- ▶ Water and moisture resistant
- ▶ Suitable for permanent submersion to 200 metres
- ▶ UV stabilised
- ▶ Heat, oil and chemical resistant (See Technical Section)

CONSTRUCTION:

Conductor Annealed plain copper stranded flexibility (Class 5).

Insulation X-HF-110.

Sheath HFS-110-TP.

CHARACTERISTICS:

Operating Temperature Range Fixed -20°C to 90°C

Maximum Conductor Temperature 110°C (Current ratings are based on 30°C air temp. See technical section for de-rating factors).

Rated Voltage Uo/U 0.6/1kV.

Max AC Operating Voltage Uo 0.7kV.

Minimum Bending Radius Fixed 4 x cable diameter / Flexing 6 x cable diameter.


Sheath Colour Black. (Red subject to availability).

Relevant Standards IEC 60332-1, AS/NZS 5000.1, AS/NZS 1125, AS/NZS 3808, AS/NZS 3008, **RoHS** Compliant.

Code	No. of Cores x Size (mm ²)	Approx. Stranding no. of Wires x mm	Approx. Overall Diameter (mm)	Approx. Weight (Kg/Km)	Nominal Amps un-enclosed protected from sun @ 30°C fixed installation 3 Phase			3 Phase Volt Drop @50Hz / MAX. Conductor Temp: 90°C (Mv/Am)
					Spaced	Spaced from Surface	Touching	
CFXH016	1 x 16.0	126/0.40	9.19	215	144	138	112	2.550
CFXH025	1 x 25.0	196/0.40	10.82	310	190	182	149	1.620
CFXH035	1 x 35.0	276/0.40	11.98	415	236	225	184	1.170
CFXH050	1 x 50.0	396/0.40	13.72	560	299	281	233	0.872
CFXH070	1 x 70.0	360/0.50	15.71	780	376	352	292	0.615
CFXH095	1 x 95.0	480/0.50	17.46	990	452	423	352	0.457
CFXH120	1 x 120.0	608/0.50	19.32	1270	535	499	417	0.373
CFXH150	1 x 150.0	750/0.50	21.53	1575	617	574	482	0.316
CFXH185	1 x 185.0	931/0.50	23.84	1945	706	654	552	0.269
CFXH240	1 x 240.0	1200/0.50	26.55	2420	850	783	664	0.227
CFXH300	1 x 300.0	1501/0.50	29.23	3150	980	900	766	0.202
CFXH400	1 x 400.0	2013/0.50	33.36	4370	1182	1076	920	0.183
CFXH500	1 x 500.0	2562/0.50	37.26	5275	1380	1245	1069	0.170
CFXH630	1 x 630.0	3416/0.50	42.41	6400	1636	1454	1250	0.160

MC SERIES

Standard Performance Fixed Circular TPS Cable 450/750V 90°C



APPLICATIONS:

- Power** Suitable for mains and submains in a fixed application.
- Direct Burial** Can be installed underground when installed as part of a Category B wiring system.
- Outdoor Use** Suitable for outdoor use and wet locations not subject to mechanical damage.
- Hazardous Areas** With correct explosion proof glands this cable can be installed in locations subject to explosion hazards AS/NZS 60079.14.

PRODUCT FEATURES:

- ▶ Metre marking for better length control
- ▶ UV stabilised
- ▶ Flame retardant
- ▶ Heat, oil and chemical resistant (See Technical Section)


Note: Standard Core MC Series meets AS/NZS 5000.2.
Multi Core MC Series (7 core and above) meets AS/NZS 5000.3.

CONSTRUCTION:

- Conductor** Annealed plain copper stranded (Class 2).
- Insulation** SPVC V-90.
- Sheath** SPVC.

CHARACTERISTICS:

- Operating Temperature Range** Fixed -20 to 90°C.
- Maximum Conductor Temperature** 90°C (Current ratings are based on 30°C air temp. See technical section for de-rating factors).
- Rated Voltage** U₀/U 450/750V.
- Minimum Bending Radius** Fixed 12 x cable diameter.
- Sheath Colour** Black.
- Standard Core Colour** 3 Core – Red, Black, Green/Yellow
4 Core – Red, White, Blue, Green/Yellow.
5 Core – Red, White, Blue, Black, Green/Yellow.
Multi Core – White (numbered) + Green/Yellow.
- Relevant Standards** AS/NZS 5000.2, AS/NZS 5000.3, AS/NZS 1125, AS/NZS 3808, AS/NZS 3008, IEC 60332-1-2, AS/NZS 60079.14, RoHS Compliant.

Code	No. of Cores x Size (mm ²)	Approx. Stranding No. of wires x mm	Approx. Overall Diameter (mm)	Approx. Weight (Kg/Km)	Nominal Amps un-enclosed @ 30°C fixed application		3 Phase Volt Drop @50Hz / MAX. Conductor Temp: 90°C (Mv/Am)
					Touching		
MC03/1.5	2x1.5+E1.5	7/0.50+7/0.50	8.5	99	17		30.0
MC03/2.5	2x2.5+E2.5	7/0.67+7/0.67	10.0	147	25		16.4
MC03/4.0	2x4.0+E2.5	7/0.85+7/0.67	11.6	198	33		10.2
MC03/6.0	2x6.0+E2.5	7/1.04+7/0.67	12.8	246	42		6.8
MC04/1.5	3x1.5+E1.5	7/0.50+7/0.50	9.2	122	17		30.0
MC04/2.5	3x2.5+E2.5	7/0.67+7/0.67	11.1	189	25		16.4
MC04/4.0	3x4.0+E2.5	7/0.85+7/0.67	12.7	253	33		10.2
MC04/6.0	3x6.0+E2.5	7/1.04+7/0.67	14.0	323	42		6.8
MC05/1.5	4x1.5+E1.5	7/0.50+7/0.50	10.0	145	17		30.0
MC05/2.5	4x2.5+E2.5	7/0.67+7/0.67	12.2	227	25		16.4
MC05/4.0	4x4.0+E2.5	7/0.85+7/0.67	14.1	316	33		10.2
MC05/6.0	4x6.0+E2.5	7/1.04+7/0.67	15.3	407	42		6.8
MC07/1.5	6x1.5+E1.5	7/0.50+7/0.50	11.4	198	17		30.0
MC12/1.5	11x1.5+E1.5	7/0.50+7/0.50	14.2	322	17		30.0
MC19/1.5	18x1.5+E1.5	7/0.50+7/0.50	16.9	448	17		30.0
MC27/1.5	26x1.5+E1.5	7/0.50+7/0.50	21.0	674	17		30.0
MC37/1.5	36x1.5+E1.5	7/0.50+7/0.50	22.8	844	17		30.0
MC07/2.5	6x2.5+E2.5	7/0.67+7/0.67	13.2	302	25		16.4
MC12/2.5	11x2.5+E2.5	7/0.67+7/0.67	17.4	485	25		16.4
MC19/2.5	18x2.5+E2.5	7/0.67+7/0.67	20.8	755	25		16.4
MC27/2.5	26x2.5+E2.5	7/0.67+7/0.67	24.9	1015	25		16.4
MC37/2.5	36x2.5+E2.5	7/0.67+7/0.67	28.1	1388	25		16.4

Firstflex has taken every precaution to ensure accurate information in this catalogue, but accept no liability for any errors or omissions. Firstflex reserves the right to modify specifications at any time.

MCN SERIES

**Standard Performance Fixed Circular
TPS Cable 450/750V 90°C (No-Earth)**



APPLICATIONS:

- Power** Suitable for mains and submains in a fixed application.
- Direct Burial** Can be installed underground when installed as part of a Category B wiring system.
- Outdoor Use** Suitable for outdoor use and wet locations not subject to mechanical damage.
- Hazardous Areas** With correct explosion proof glands this cable can be installed in locations subject to explosion hazards AS/NZS 60079.14.

PRODUCT FEATURES:


- ▶ Metre marking for better length control
- ▶ UV stabilised
- ▶ Flame retardant
- ▶ Heat, oil and chemical resistant (*See Technical Section*)

CONSTRUCTION:

- Conductor** Annealed plain copper stranded (Class 2).
- Insulation** SPVC V-90.
- Sheath** SPVC.

CHARACTERISTICS:

- Operating Temperature Range** Fixed -20 to 90°C.
- Maximum Conductor Temperature** 90°C (Current ratings are based on 30°C air temp. See technical section for de-rating factors).
- Rated Voltage** U₀/U 450/750V.
- Minimum Bending Radius** Fixed 12 x cable diameter.
- Sheath Colour** Black.
- Standard Core Colour** Multi Core – White (numbered)
- Relevant Standards** AS/NZS 5000.3, AS/NZS 1125, AS/NZS 3808, AS/NZS 3008, IEC 60332-1-2, AS/NZS 60079.14, **RoHS** Compliant.

Code	No. of Cores x Size (mm ²)	Approx. Stranding No. of wires x mm	Approx. Overall Diameter (mm)	Approx. Weight (Kg/Km)	Nominal Amps un-enclosed @ 30°C fixed application		3 Phase Volt Drop @50Hz / MAX. Conductor Temp: 90°C (Mv/Am)
					Touching		
MCN02/1.5	2 x 1.5	7/0.50	8.4	65	21		30.0
MCN02/2.5	2 x 2.5	7/0.67	9.8	107	30		16.4
MCN03/1.5	3 x 1.5	7/0.50	8.8	96	17		30.3
MCN03/2.5	3 x 2.5	7/0.67	10.6	162	25		16.4
MCN04/1.5	4 x 1.5	7/0.50	9.5	129	17		30.0
MCN04/2.5	4 x 2.5	7/0.67	11.4	218	25		16.4
MCN07/1.5	7 x 1.5	7/0.50	11.4	198	17		30.0
MCN07/2.5	7 x 2.5	7/0.67	13.2	302	25		16.4
MCN12/1.5	12 x 1.5	7/0.50	14.2	322	17		30.0
MCN12/2.5	12 x 2.5	7/0.67	17.4	485	25		16.4
MCN19/1.5	19 x 1.5	7/0.50	16.9	448	17		30.0
MCN19/2.5	19 x 2.5	7/0.67	20.8	755	25		16.4
MCN27/1.5	27 x 1.5	7/0.50	21.0	674	17		30.0
MCN27/2.5	27 x 2.5	7/0.67	24.9	1015	25		16.4
MCN37/1.5	37 x 1.5	7/0.50	22.8	844	17		30.0
MCN37/2.5	37 x 2.5	7/0.67	28.1	1388	25		16.4



MCX SERIES

**High Performance Fixed Circular
TPS Cable 0.6/1kV 90°C**



APPLICATIONS:

- Power** Suitable for mains and submains in a fixed application.
- Direct Burial** Can be installed underground when installed as part of a Category B wiring system.
- Outdoor Use** Suitable for outdoor use and wet locations not subject to mechanical damage.
- Flexible** Class 5 conductors for easy installation in fixed applications.
- Hazardous Areas** With correct explosion proof glands this cable can be installed in locations subject to explosion hazards AS/NZS 60079.14.

PRODUCT FEATURES:


- ▶ Flexible Class 5 conductors for easy installation
- ▶ Metre marking for better length control
- ▶ UV stabilised
- ▶ Flame retardant
- ▶ Heat, oil and chemical resistant (See Technical Section)

CONSTRUCTION:

- Conductor** Annealed plain copper stranded high flexibility (Class 5).
- Insulation** X-90.
- Sheath** SPVC.

CHARACTERISTICS:

- Operating Temperature Range** Fixed -20 to 90°C.
- Maximum Conductor Temperature** 90°C (Current ratings are based on 30°C air temp. See technical section for de-rating factors).
- Rated Voltage** U_o/U 0.6/1kV.
- Minimum Bending Radius** Fixed 12 x cable diameter.
- Sheath Colour** Black.
- Standard Core Colour**
 - 3 Core – Red, Black, Green/Yellow.
 - 4 Core – Red, White, Blue, Green/Yellow.
 - 5 Core – Red, White, Blue, Black, Green/Yellow.
- Relevant Standards** AS/NZS 5000.1, AS/NZS 1125, AS/NZS 3008, AS/NZS 3808, IEC 60332-1-2, AS/NZS 60079.14, **RoHS** Compliant.

Code	No. of Cores x Size (mm ²)	Approx. Stranding No. of wires x mm	Approx. Overall Diameter (mm)	Approx. Weight (Kg/Km)	Nominal Amps un-enclosed @ 30°C fixed application		3 Phase Volt Drop @ 50Hz / MAX. Conductor Temp: 90°C (Mv/A/m)
					Touching		
MCX03/10	2x10+E4.0	80/0.40+56/0.30	16.4	394	67		4.05
MCX03/16	2x16+E6.0	128/0.40+84/0.30	18.8	547	89		2.55
MCX03/25	2x25+E6.0	200/0.40+84/0.30	22.8	749	119		1.61
MCX03/35	2x35+E10	280/0.40+80/0.40	24.7	1060	149		1.17
MCX04/10	3x10+E4.0	80/0.40+56/0.30	17.6	503	67		4.05
MCX04/16	3x16+E6.0	128/0.40+84/0.30	20.3	735	89		2.55
MCX04/25	3x25+E6.0	200/0.40+84/0.30	24.7	996	119		1.61
MCX04/35	3x35+E10	280/0.40+80/0.40	27.7	1332	149		1.17
MCX04/50	3x50+E16	400/0.40+128/0.40	32.2	1764	187		0.868
MCX04/70	3x70+E25	356/0.50+200/0.40	37.5	2508	235		0.609
MCX04/95	3x95+E25	485/0.50+200/0.40	42.4	3397	282		0.450
MCX04/120	3x120+E35	614/0.50+280/0.40	44.7	4470	333		0.366
MCX05/10	4x10+E4.0	80/0.40+56/0.30	19.1	617	67		4.05
MCX05/16	4x16+E6.0	128/0.40+84/0.30	22.1	912	89		2.55
MCX05/25	4x25+E6.0	200/0.40+84/0.30	26.9	1252	119		1.61
MCX05/35	4x35+E10	280/0.40+80/0.40	30.3	1680	149		1.17
MCX05/50	4x50+E16	400/0.40+128/0.40	35.4	2258	187		0.868
MCX05/70	4x70+E25	356/0.50+200/0.40	41.4	3237	235		0.609
MCX05/95	4x95+E25	485/0.50+200/0.40	46.8	4389	282		0.450
MCX05/120	4x120+E35	614/0.50+280/0.40	50.4	5800	300		0.366

Firstflex has taken every precaution to ensure accurate information in this catalogue, but accept no liability for any errors or omissions. Firstflex reserves the right to modify specifications at any time.



MCXH SERIES

**High Performance Fixed Circular
LSHF Cable 0.6/1kV 110°C**



APPLICATIONS:

Power Suitable for switchboards, submains & subcircuits, data centres, transformers, load banks or other equipment requiring fixed applications.

Outdoor Use Suitable for outdoor use and wet locations not subject to mechanical damage.

Flexible Class 5 conductors for easy installation in fixed applications.

PRODUCT FEATURES:

- ▶ Low smoke halogen free
- ▶ Flexible Class 5 conductors for easy installation
- ▶ Metre marking for better length control
- ▶ UV stabilised
- ▶ Flame retardant
- ▶ Heat, oil and chemical resistant (See Technical Section)

CONSTRUCTION:

Conductor Annealed plain copper stranded high flexibility (Class 5).

Insulation X-HF-110.

Sheath HFS-110-TP.

CHARACTERISTICS:

Operating Temperature Range Fixed -40 to 90°C.

Maximum Conductor Temperature 110°C (Current ratings are based on 30°C air temp. See technical section for de-rating factors).

Rated Voltage U_o/U 0.6/1kV.

Minimum Bending Radius Fixed 12 x cable diameter.

Sheath Colour Black.


Standard Core Colour

3 Core – Red, Black, Green/Yellow.

4 Core – Red, White, Blue, Green/Yellow.

5 Core – Red, White, Blue, Black, Green/Yellow.

Relevant Standards AS/NZS 5000.1, AS/NZS 1125, AS/NZS 3008, AS/NZS 3808, IEC 60332-1-2, **RoHS** Compliant.

Code	No. of Cores x Size (mm ²)	Approx. Stranding No. of wires x mm	Approx. Overall Diameter (mm)	Approx. Weight (Kg/Km)	Nominal Amps un-enclosed @ 30°C fixed application		3 Phase Volt Drop @50Hz / MAX. Conductor Temp: 90°C (Mv/Am)
					Touching		
MCXH03/10	2x10+E4.0	80/0.40+56/0.30	16.4	394	80		4.05
MCXH03/16	2x16+E6.0	128/0.40+84/0.30	18.8	547	106		2.55
MCXH03/25	2x25+E6.0	200/0.40+84/0.30	22.8	749	140		1.61
MCXH03/35	2x35+E10	280/0.40+80/0.40	24.7	1060	173		1.17
MCXH04/10	3x10+E4.0	80/0.40+56/0.30	17.6	503	80		4.05
MCXH04/16	3x16+E6.0	128/0.40+84/0.30	20.3	735	106		2.55
MCXH04/25	3x25+E6.0	200/0.40+84/0.30	24.7	996	140		1.61
MCXH04/35	3x35+E10	280/0.40+80/0.40	27.7	1332	173		1.17
MCXH04/50	3x50+E16	400/0.40+128/0.40	32.2	1764	218		0.868
MCXH04/70	3x70+E25	356/0.50+200/0.40	37.5	2508	273		0.609
MCXH04/95	3x95+E25	485/0.50+200/0.40	42.4	3397	327		0.450
MCXH04/120	3x120+E35	614/0.50+280/0.40	44.7	4470	385		0.366
MCXH05/10	4x10+E4.0	80/0.40+56/0.30	19.1	617	80		4.05
MCXH05/16	4x16+E6.0	128/0.40+84/0.30	22.1	912	106		2.55
MCXH05/25	4x25+E6.0	200/0.40+84/0.30	26.9	1252	140		1.61
MCXH05/35	4x35+E10	280/0.40+80/0.40	30.3	1680	173		1.17
MCXH05/50	4x50+E16	400/0.40+128/0.40	35.4	2258	218		0.868
MCXH05/70	4x70+E25	356/0.50+200/0.40	41.4	3237	273		0.609
MCXH05/95	4x95+E25	485/0.50+200/0.40	46.8	4389	327		0.450
MCXH05/120	4x120+E35	614/0.50+280/0.40	50.4	5800	385		0.366

Firstflex has taken every precaution to ensure accurate information in this catalogue, but accept no liability for any errors or omissions. Firstflex reserves the right to modify specifications at any time.

MCH SWA SERIES

**Standard Performance Fixed SWA
Circular TPS Cable 0.6/1kV 90°C**



APPLICATIONS:

Control and Signals For control circuits unenclosed, enclosed, direct burial.

Direct Burial Steel armour provides mechanical protection, allowing for the cable to withstand higher stresses, be buried directly and used in external or underground projects.

Outdoor Use Suitable for outdoor use and wet locations where mechanical protection is required.

Armour For Earthing The armouring is normally connected to earth and can be used as the circuit protective conductor (earth wire).

Hazardous Areas With correct explosion proof glands this cable can be installed in locations subject to explosion hazards AS/NZS 60079.14.

PRODUCT FEATURES:

- ▶ Suitable for circuits buried direct
- ▶ Steel wire armoured
- ▶ UV stabilised
- ▶ Flame retardant
- ▶ Metre marking for better length control
- ▶ Heat, oil and chemical resistant (See *Technical Section*)

CONSTRUCTION:

Conductor Annealed plain copper stranded (Class 2).

Insulation V-90.

Bedding Sheath SPVC 5V-90.

Armoured Galvanised steel wire armoured.

Outer Sheath SPVC.

CHARACTERISTICS:

Operating Temperature Range Fixed -20 to 90°C.

Maximum Conductor Temperature 90°C (Current ratings are based on 30°C air temp. See technical section for de-rating factors).

Rated Voltage 0.6/1kV.

Minimum Bending Radius Fixed 12 x cable diameter.

Sheath Colour Black.

Standard Core Colour Multi Core – White (numbered).

Relevant Standards AS/NZS 1125, AS/NZS 3008, AS/NZS 3808, AS/NZS 5000.1, IEC 60332-1-2, AS/NZS 60079.14,

RoHS Compliant.

Code	No. of Cores x Size (mm ²)	Approx. Stranding No. of wires x mm	Diameter of Bedding (mm)	Approx. Overall Diameter (mm)	Approx. Weight (Kg/Km)	Nominal Amps un-enclosed protected from sun @ 30°C fixed application		Nominal Amps Buried Direct	Max. D.C. Resistance @ 20°C m Ω/mt	Single Phase Volt Drop Conductor Temp: 75°C (Mv/Am)	Gland Size CW or FW
						Touching					
MCH02/1.5SWA	2 x 1.5	7/0.50	8.5	14.0	340	17		20	13.6	33	GMCW20S
MCH02/2.5SWA	2 x 2.5	7/0.67	9.5	15.0	400	25		28	7.41	18	GMCW20S
MCH03/1.5SWA	3 x 1.5	7/0.50	8.9	14.5	350	17		20	13.6	33	GMCW20S
MCH03/2.5SWA	3 x 2.5	7/0.67	10.0	15.6	430	25		28	7.41	18	GMCW20S
MCH04/1.5SWA	4 x 1.5	7/0.50	9.8	15.3	400	17		20	13.6	33	GMCW20S
MCH04/2.5SWA	4 x 2.5	7/0.67	11.0	16.5	490	25		28	7.41	18	GMCW20S
MCH07/1.5SWA	7 x 1.5	7/0.5	11.6	17.2	520	17		20	13.6	33	GMCW20S
MCH07/2.5SWA	7 x 2.5	7/0.67	13.1	19.6	760	25		28	7.41	18	GMCW20
MCH12/1.5SWA	12 x 1.5	7/0.50	15.3	21.8	880	17		20	13.6	33	GMCW25S
MCH12/2.5SWA	12 x 2.5	7/0.67	17.4	23.8	1090	25		28	7.41	18	GMCW25
MCH19/1.5SWA	19 x 1.5	7/0.50	18.0	25.2	2010	17		20	13.6	33	GMCW25
MCH19/2.5SWA	19 x 2.5	7/0.67	20.5	27.7	1640	25		28	7.41	18	GMCW32
MCH27/1.5SWA	27 x 1.5	7/0.50	21.7	29.0	1595	17		20	13.6	33	GMCW32
MCH27/2.5SWA	27 x 2.5	7/0.67	24.7	31.2	2010	25		28	7.41	18	GMCW32
MCH37/1.5SWA	37 x 1.5	7/0.50	24.4	31.7	1676	17		20	13.6	33	GMCW32
MCH37/2.5SWA	37 x 2.5	7/0.67	28.3	35.9	2410	25		28	7.41	18	GMCW40

Firstflex has taken every precaution to ensure accurate information in this catalogue, but accept no liability for any errors or omissions. Firstflex reserves the right to modify specifications at any time.

MCP SWA SERIES

**Standard Performance Fixed SWA
Circular TPS Cable 0.6/1kV 90°C**



APPLICATIONS:

Power Suitable for mains and submains in a fixed application.

Direct Burial Steel armour provides mechanical protection, allowing for the cable to withstand higher stresses, be buried directly and used in external or underground projects.

Outdoor Use Suitable for outdoor use and wet locations where mechanical protection is required.

Hazardous Areas With correct explosion proof glands this cable can be installed in locations subject to explosion hazards AS/NZS 60079.14.

PRODUCT FEATURES:

- ▶ Suitable for circuits buried direct
- ▶ Steel wire armoured
- ▶ UV stabilised
- ▶ Flame retardant
- ▶ Metre marking for better length control
- ▶ Heat, oil and chemical resistant (*See Technical Section*)

CONSTRUCTION:

Conductor Annealed plain copper stranded (Class 2).

Insulation V-90.

Bedding Sheath SPVC 5V-90.

Armoured Galvanised steel wire armoured.

Outer Sheath SPVC.

CHARACTERISTICS:

Operating Temperature Range Fixed -20 to 90°C

Maximum Conductor Temperature 90°C (Current ratings are based on 30°C air temp. See technical section for de-rating factors).

Rated Voltage U₀/U 0.6/1kV.

Minimum Bending Radius Fixed 12 x cable diameter.

Sheath Colour Black.

Standard Core Colours

2 Cores + E: Red, Black, Green/Yellow.

3 Cores + E: Red, White, Blue, Green/Yellow.

4 Cores + E: Red, White, Blue, Black, Green/Yellow.

Relevant Standards AS/NZS 1125, AS/NZS 3008, AS/NZS 3808, AS/NZS 5000.1, IEC 60332-1-2, AS/NZS 60079.14,

RoHS Compliant.

Code	No. of Cores x Size (mm ²)	Approx. Stranding No. of wires x mm	Diameter of Bedding (mm)	Approx. Overall Diameter (mm)	Approx. Weight (Kg/Km)	Nominal Amps un-enclosed protected from sun @ 30°C fixed application	Nominal Amps Buried Direct	Max. D.C. Resistance	3 Phase Volt Drop Conductor Temp:	Gland Size
						Touching		@ 20°C m Ω/mt	75°C (Mv/Am)	CW or FW
MCP03G1.5SWA	2x1.5+E1.5	7/0.50+7/0.50	9.1	15	380	17	20	13.6	28.6	GMCW20S
MCP03G2.5SWA	2x2.5+E2.5	7/0.67+7/0.67	10.1	16.1	450	25	28	7.41	15.6	GMCW20
MCP03G4.0SWA	2x4.0+E2.5	7/0.85+7/0.67	11.9	17.8	665	36	36	4.61	9.71	GMCW20
MCP03G6.0SWA	2x6.0+E2.5	7/1.04+7/0.67	13.0	19.0	750	42	46	3.08	6.49	GMCW20
MCP04G1.5SWA	3x1.5+E1.5	7/0.50+7/0.50	9.9	15.8	430	17	20	13.6	28.6	GMCW20S
MCP04G2.5SWA	3x2.5+E2.5	7/0.67+7/0.67	11.1	17.0	510	25	28	7.41	15.6	GMCW20
MCP04G4.0SWA	3x4.0+E2.5	7/0.85+7/0.67	12.9	19.5	760	36	36	4.61	9.71	GMCW25S
MCP04G6.0SWA	3x6.0+E2.5	7/1.04+7/0.67	14.2	20.8	880	42	46	3.08	6.49	GMCW25S
MCP05G1.5SWA	4x1.5+E1.5	7/0.50+7/0.50	10.8	16.7	490	17	20	13.6	28.6	GMCW20
MCP05G2.5SWA	4x2.5+E2.5	7/0.67+7/0.67	12.1	18.1	710	25	28	7.41	15.6	GMCW20
MCP05G4.0SWA	4x4.0+E2.5	7/0.85+7/0.67	14.3	20.9	850	36	36	4.61	9.71	GMCW25S
MCP05G6.0SWA	4x6.0+E2.5	7/1.04+7/0.67	15.7	22.4	980	42	46	3.08	6.49	GMCW25S

Firstflex has taken every precaution to ensure accurate information in this catalogue, but accept no liability for any errors or omissions. Firstflex reserves the right to modify specifications at any time.

MCX SWA SERIES

**Standard Performance Fixed SWA
Circular TPS Cable 0.6/1kV 90°C**



APPLICATIONS:

Power Suitable for mains and submains in a fixed application.

Direct Burial Steel armour provides mechanical protection, allowing for the cable to withstand higher stresses, be buried directly and used in external or underground projects.

Outdoor Use Suitable for outdoor use and wet locations where mechanical protection is required.

Hazardous Areas With correct explosion proof glands this cable can be installed in locations subject to explosion hazards AS/NZS 60079.14.

PRODUCT FEATURES:

- ▶ Suitable for circuits buried direct
- ▶ Steel wire armoured
- ▶ UV stabilised
- ▶ Flame retardant
- ▶ Metre marking for better length control
- ▶ Heat, oil and chemical resistant (See Technical Section)

CONSTRUCTION:

Conductor Annealed plain copper stranded (Class 2).

Insulation X-90.

Bedding Sheath SPVC 5V-90.

Armoured Galvanised steel wire armoured.

Outer Sheath SPVC.

CHARACTERISTICS:

Operating Temperature Range Fixed -20 to 90°C

Maximum Conductor Temperature 90°C (Current ratings are based on 30°C air temp. See technical section for de-rating factors).

Rated Voltage U_0/U 0.6/1kV.

Minimum Bending Radius Fixed 12 x cable diameter.

Sheath Colour Black. (Orange on request).


Standard Core Colours

3 Cores: Red, Black, Green/Yellow.

4 Cores: Red, White, Blue, Green/Yellow.

5 Cores: Red, White, Blue, Black, Green/Yellow

Relevant Standards AS/NZS 5000.1, AS/NZS 1125, AS/NZS 3008, AS/NZS 3808, IEC 60332-1-2, AS/NZS 60079.14, **RoHS** Compliant.

Code	No. of Cores x Size (mm ²)	Approx. Stranding No. of wires x mm	Diameter of Bedding (mm)	Approx. Overall Diameter (mm)	Approx. Weight (Kg/Km)	Nominal Amps un-enclosed @ 30°C fixed application Touching 	3 Phase Volt Drop @ 50Hz/Max Conductor Temp 90°C (Mv/Am)
MCX03/10SWA	2 x 10+E4.0	7/1.35	13.4	20	890	68	4.05
MCX03/16SWA	2 x 16+E6.0	7/1.70	15.3	22.1	985	91	2.53
MCX03/25SWA	2 x 25+E6.0	19/1.35	17.4	25.1	1440	122	1.61
MCX04/10SWA	3 x 10+E4.0	7/1.35	15.0	22.0	1123	68	4.05
MCX04/16SWA	3 x 16+E6.0	7/1.70	17.2	24.5	1420	91	2.55
MCX04/25SWA	3 x 25+E6.0	19/1.35	19.8	28.9	1765	122	1.61
MCX04/35SWA	3 x 35+E10	19/1.53	22.1	30.7	2257	151	1.17
MCX04/50SWA	3 x 50+E16	19/1.78	25.1	32.5	2809	185	0.868
MCX04/70SWA	3 x 70.0+E25	19/2.14	29.9	38.1	4024	234	0.609
MCX04/95SWA	3 x 95.0+E25	37/1.78	33.2	41.6	4932	289	0.450
MCX05/10SWA	4 x 10+E4.0	7/1.35	16.7	22.6	1142	68	4.05
MCX05/16SWA	4 x 16+E6.0	7/1.70	19.1	25.5	1590	91	2.55
MCX05/25SWA	4 x 25+E6.0	19/1.35	22.2	29.0	2141	122	1.61
MCX05/35SWA	4 x 35+E10	19/1.53	24.9	32.0	2679	151	1.17
MCX05/50SWA	4 x 50+E16	19/1.78	28.4	36.6	3700	185	0.868
MCX05/70SWA	4 x 70.0+E25	19/2.14	33.6	41.5	4895	234	0.609
MCX05/95SWA	4 x 95.0+E25	37/1.78	37.4	45.9	6121	289	0.450

Firstflex has taken every precaution to ensure accurate information in this catalogue, but accept no liability for any errors or omissions. Firstflex reserves the right to modify specifications at any time.



MC series

MAXCAB Circular TPS Multicore Cables

MAXCAB MC Series range of Circular TPS and Circular TPS SWA cables are manufactured for applications where power, control, direct burial and outdoor use is required. SWA options are available in 0.6/1kV and 450/750V. Made to AS/NZS 5000.1,2,3 the MC range has been third party tested and approved by TÜV Australia.



- ✓ Cut to length - **No Cutting Fees, No Minimum Order Quantity**
- ✓ 3 core to 5 core 1.5mm² to 120mm² Power
- ✓ 2 core to 37 core 1.5mm² to 2.5mm² Control
- ✓ Unarmoured and Steel Wire Armoured (SWA) for mechanical protection
- ✓ Suitable for direct burial or underground ducting
- ✓ Flexible Class 5 Conductors for easy installation 10mm² and above (MCX Series)
- ✓ Metre marked for better length control

NST TRAYSCREEN SERIES

**Standard Performance Fixed
Neutral Screen Cable 0.6/1kV 90°C**

APPLICATIONS:

Trayscreen Commercial cable tray installations.

Consumer Mains Domestic and commercial - only suitable for burial with added protection or in conduit.


Internal Wiring Fixed applications between distributions boards.

Motor Cabling Fixed applications between motor control and electric motors.

Lighting Circuits Fixed applications for lighting circuits where mechanical protection is required.

PRODUCT FEATURES:

- ▶ 1.8mm SPVC Sheath, Smaller OD compared to standard NS Cables
- ▶ SPVC Insulation for ease of installation
- ▶ Screen offers 60% coverage to facilitate mechanical protection
- ▶ Metre marked for better length control
- ▶ UV Stabilised
- ▶ Flame retardant
- ▶ Heat, oil and chemical resistant (See Technical Section)



CONSTRUCTION:

Conductor Annealed plain copper stranded (Class 2).

Insulation V-90.

Sheath SPVC.

CHARACTERISTICS:

Operating Temperature Range -15 to 90°C

Maximum Conductor Temperature 90°C (Current ratings are based on 30°C air temp. See technical section for de-rating factors).

Rated Voltage U₀/U 0.6/1kV.

Minimum Bending Radius Fixed 12 x cable diameter.

Sheath Colour Black.

Standard Core Colours

2 Cores: Red, White.

3 Cores: Red, White, Blue.

4 Cores: Red, White, Blue, Black.

Relevant Standards AS/NZS 1125, AS/NZS 3808, AS/NZS 4961, AS/NZS 5000, **RoHS** Compliant.


Code	No. of Cores x Size (mm ²)	Approx. Stranding no. of Wires x mm	Approx. Overall Diameter (H x W) (mm)	Nominal Outer Sheath Thickness (mm)	Approx. Weight (Kg/Km)	Nominal Amps @ 30°C Fixed Installation			Single Phase Volt Drop 75°C (mV/Am)
						Wiring enclosure in air (touching)	Enclosed wiring enclosure in Air	Under ground wiring	
NST2/2.5	2 x 2.5	7/0.67	8.5 x 12.3	1.8	200	30	26	33	18.02
NST2/4.0	2 x 4.0	7/0.85	9.5 x 14.4	1.8	270	39	34	43	11.22
NST2/6.0	2 x 6.0	7/1.04	10.1 x 15.6	1.8	330	50	44	55	7.50
NST2/2.5ROUND	2 x 2.5	7/0.67	12.2	1.8	240	30	26	33	18.02
NST2/4.0ROUND	2 x 4.0	7/0.85	14.0	1.8	300	39	34	43	11.22
NST2/6.0ROUND	2 x 6.0	7/1.04	15.2	1.8	360	50	44	55	7.50

Code	No. of Cores x Size (mm ²)	Approx. Stranding no. of Wires x mm	Approx. Overall Diameter (mm)	Nominal Outer Sheath Thickness (mm)	Approx. Weight (Kg/Km)	Nominal Amps @ 30°C Fixed Installation			Three Phase Volt Drop 75°C (mV/Am)
						Wiring enclosure in air (touching)	Enclosed wiring enclosure in Air	Under ground wiring	
NST3/2.5	3 x 2.5	7/0.67	13.2	1.8	300	25	23	28	15.6
NST3/4.0	3 x 4.0	7/0.85	15.5	1.8	410	33	29	36	9.71
NST3/6.0	3 x 6.0	7/1.04	16.8	1.8	510	42	38	46	6.49
NST4/2.5	4 x 2.5	7/0.67	14.2	1.8	350	25	23	28	15.6
NST4/4.0	4 x 4.0	7/0.85	16.8	1.8	490	33	29	36	9.71
NST4/6.0	4 x 6.0	7/1.04	18.2	1.8	610	42	38	46	6.49

Firstflex has taken every precaution to ensure accurate information in this catalogue, but accept no liability for any errors or omissions. Firstflex reserves the right to modify specifications at any time.

NSU SERIES

Standard Performance Fixed Neutral Screen Cable 0.6/1kV 90°C



APPLICATIONS:

Consumer Mains Underground domestic and commercial subdivisions.

Internal Wiring Fixed applications between distributions boards.

PRODUCT FEATURES:

- ▶ 3.2mm SPVC Sheath for direct burial without added mechanical protection.
- ▶ SPVC Insulation for ease of installation
- ▶ Screen offers 60% coverage to facilitate mechanical protection
- ▶ Suitable for circuits buried direct
- ▶ Metre marked for better length control
- ▶ UV Stabilised
- ▶ Flame retardant
- ▶ Heat, oil and chemical resistant (See Technical Section).

CONSTRUCTION:

Conductor Annealed plain copper stranded (Class 2).

Insulation V-90.

Sheath SPVC.

CHARACTERISTICS:

Operating Temperature Range -15 to 90°C

Maximum Conductor Temperature 90°C (Current ratings are based on 30°C air temp. See technical section for de-rating factors).

Rated Voltage U_o/U 0.6/1kV.

Minimum Bending Radius Fixed 12 x cable diameter.

Sheath Colour Black.

Standard Core Colours

Single: Red

2 Cores: Red, White.

3 Cores: Red, White, Blue.

4 Cores: Red, White, Blue, Black.

Relevant Standards AS/NZS 1125, AS/NZS 3808, AS/NZS 4961, AS/NZS 5000.1, **RoHS** Compliant.

Product table continued over ►

NSU SERIES continued

Code	No. of Cores x Size (mm ²)	Approx. Stranding no. of Wires x mm	Approx. Overall Diameter (H x W) (mm x mm)	Nominal Outer Sheath Thickness (mm)	Approx. Weight (Kg/Km)	Nominal Amps @ 30°C Fixed Installation			Single Phase Volt Drop 75°C (mV/Am)
						Wiring enclosure in air (touching)	Buried direct	Under ground wiring	
NSU1/6.0	1 x 6	7/1.04	13.0	3.2	310	50	55	55	7.50
NSU1/10	1 x 10	7/1.35	14.2	3.2	380	68	73	73	4.46
NSU1/16	1 x 16	7/1.70	16.0	3.2	520	91	125	95	2.81
NSU1/25	1 x 25	7/2.14	18.0	3.2	730	122	162	123	1.78
NSU2/2.5	2 x 2.5	7/0.67	10.9 x 14.5	3.2	270	30	33	33	18.02
NSU2/4.0	2 x 4.0	7/0.85	11.8 x 16.3	3.2	360	39	43	43	11.22
NSU2/6.0	2 x 6.0	7/1.04	12.4 x 17.5	3.2	420	50	55	55	7.50
NSU2/10	2 x 10	7/1.70	13.5 x 19.5	3.2	580	68	73	73	4.46
NSU2/16	2 x 16	7/2.14	14.9 x 22.0	3.2	770	91	125	95	2.81

Code	No. of Cores x Size (mm ²)	Approx. Stranding no. of Wires x mm	Approx. Overall Diameter (H x W) (mm x mm)	Nominal Outer Sheath Thickness (mm)	Approx. Weight (Kg/Km)	Nominal Amps @ 30°C Fixed Installation			Three Phase Volt Drop 75°C (mV/Am)
						Wiring enclosure in air (touching)	Buried direct	Under ground wiring	
NSU3/2.5	3 x 2.5	7/0.67	15.5	3.2	400	25	28	28	15.6
NSU3/4.0	3 x 4.0	7/0.85	17.5	3.2	520	33	36	36	9.71
NSU3/6.0	3 x 6.0	7/1.04	19.0	3.2	610	42	46	46	6.49
NSU3/10	3 x 10	7/1.70	20.9	3.2	800	58	61	61	3.86
NSU3/16	3 x 16	7/2.14	23.6	3.2	1030	78	106	80	2.43
NSU4/2.5	4 x 2.5	7/0.67	16.5	3.2	400	25	28	28	15.6
NSU4/4.0	4 x 4.0	7/0.85	18.7	3.2	520	33	36	36	9.71
NSU4/6.0	4 x 6.0	7/1.04	20.2	3.2	610	42	46	46	6.49
NSU4/10	4 x 10	7/1.70	22.5	3.2	800	58	61	61	3.86
NSU4/16	4 x 16	7/2.14	25.4	3.2	1030	78	106	80	2.43

NSUX SERIES

**Standard Performance Fixed Neutral
Screen Cable XLPE 0.6/1kV 90°C**

APPLICATIONS:

Consumer Mains Underground domestic and commercial subdivisions.

Internal Wiring Fixed applications between distributions boards.

PRODUCT FEATURES:

- ▶ 3.2mm SPVC Sheath for direct burial without added mechanical protection
- ▶ SPVC Insulation for ease of installation
- ▶ Screen offers 60% coverage to facilitate mechanical protection
- ▶ Suitable for circuits buried direct
- ▶ Metre marked for better length control
- ▶ UV Stabilised
- ▶ Flame retardant
- ▶ Heat, oil and chemical resistant (*See Technical Section*)



CONSTRUCTION:

Conductor Annealed plain copper stranded (Class 2).

Insulation X-90.

Sheath SPVC.

CHARACTERISTICS:

Operating Temperature Range -15 to 90°C

Maximum Conductor Temperature 90°C (Current ratings are based on 30°C air temp. See technical section for de-rating factors).

Rated Voltage U_o/U 0.6/1kV.

Minimum Bending Radius Fixed 12 x cable diameter.

Sheath Colour Black.

Standard Core Colours

Single: Red

2 Cores: Red, White.




3 Cores: Red, White, Blue.




4 Cores: Red, White, Blue, Black.

Relevant Standards AS/NZS 1125, AS/NZS 3808, AS/NZS 4961, AS/NZS 5000.1, **RoHS** Compliant.

Product table continued over ▶

NSUX SERIES continued

Code	No. of Cores x Size (mm ²)	Approx. Stranding no. of Wires x mm	Approx. Overall Diameter (H x W) (mm x mm)	Nominal Outer Sheath Thickness (mm)	Approx. Weight (Kg/Km)	Nominal Amps @ 30°C Fixed Installation			Single Phase Volt Drop 75°C (mV/Am)
						Wiring enclosure in air (touching) 	Buried direct 	Under ground wiring 	
NSUX1/16	1 x 16	7/1.70	15.0	3.2	490	107	141	105	2.81
NSUX1/25	1 x 25	7/2.14	17.4	3.2	710	144	182	137	1.78
NSUX1/35	1 x 35	19/1.53	19.1	3.2	930	178	219	165	1.28
NSUX1/50	1 x 50	19/1.78	21.2	3.2	1240	217	261	198	0.96
NSUX1/70	1 x 70	19/2.14	23.5	3.2	1630	275	321	244	0.67
NSUX1/95	1 x 95	37/1.78	26.4	3.2	2160	340	385	299	0.50
NSUX2/25	2 x 25	7/2.14	16.3 x 24.1	3.2	1060	144	182	137	1.78
NSUX2/35	2 x 35	19/1.53	17.3 x 26.1	3.2	1410	178	219	165	1.28

Code	No. of Cores x Size (mm ²)	Approx. Stranding no. of Wires x mm	Approx. Overall Diameter (H x W) (mm x mm)	Nominal Outer Sheath Thickness (mm)	Approx. Weight (Kg/Km)	Nominal Amps @ 30°C Fixed Installation			Three Phase Volt Drop 75°C (mV/Am)
						Wiring enclosure in air (touching) 	Buried direct 	Under ground wiring 	
NSUX3/25	3 x 25	7/2.14	25.4	3.2	1400	122	153	114	1.54
NSUX3/35	3 x 35	19/1.53	28.0	3.2	1840	151	184	139	1.11
NSUX3/50	3 x 50	19/1.78	31.8	3.2	2290	185	218	166	0.83
NSUX3/70	3 x 70	19/2.14	36.6	3.2	3160	234	269	207	0.58
NSUX3/95	3 x 95	37/1.78	40.5	3.2	4160	289	323	249	0.43
NSUX4/25	4 x 25	7/2.14	27.5	3.2	1690	122	153	114	1.54
NSUX4/35	4 x 35	19/1.53	30.3	3.2	2260	151	184	139	1.11
NSUX4/50	4 x 50	19/1.78	33.9	3.2	2830	185	218	166	0.83
NSUX4/70	4 x 70	19/2.14	39.1	3.2	3940	234	269	207	0.58
NSUX4/95	4 x 95	37/1.78	44.1	3.2	5200	289	323	249	0.43



ON ALL FIRSTFLEX STOCKED CABLES

YES - THAT MEANS FROM 0.22mm² TO 630mm²

