



GLANDS & ACCESSORIES

ET Series.....	176
GMSH Series.....	176
GCFB Series.....	176
GCMB Series	176
GPM/GPG Series	177
GPM-SUP/GPG-SUP Series.....	178
GK-STD Series.....	179
GK-EMC Series.....	180
GM-EMC-FT Series.....	181
GMF Series	182
GMA2 Series.....	183
GMCW Series.....	184
LN-STD Series	185
LN-EMC Series	185
LG Series.....	185
DOGBONE.....	185
RN Series	186
RT Series.....	186
AM Series.....	186
GCR Series.....	186
CLWM Series.....	187
BF Series.....	187



GLANDS & ACCESSORIES

ET SERIES

Brass Earth Tags



Code	Size (mm)	Description
ET16	16.0 x M6.5	16mm Brass Earth Tag
ET20	20.0 x M6.5	20mm Brass Earth Tag
ET25	25.0 x M6.5	25mm Brass Earth Tag
ET32	32.0 x M12	32mm Brass Earth Tag
ET40	40.0 x M14	40mm Brass Earth Tag
ET50	50.0 x M14	50mm Brass Earth Tag

GMSH SERIES

PVC Shroud



Code	Suits Gland Type
GMSH-16/20SS	A2-16/20SS & CW-16/20SS
GMSH-20	A2-20 & CW-20
GMSH-20S	A2-20S & CW-20S
GMSH-25	A2-25 & CW-25
GMSH-32	A2-32 & CW-32
GMSH-40	A2-40 & CW-40
GMSH-50	A2-50 & CW-50
GMSH-63	A2-63 & CW-63
GMSH-63S	A2-63S & CW-63S
GMSH-75	A2-75 & CW-75
GMSH-75S	A2-75S & CW-75S
GMSH-90	A2-90 & CW-90

GCFB SERIES

Brass Female Bush (Ring)



Code	Size (mm)
GCFB 20	20mm
GCFB 25	25mm
GCFB 32	32mm
GCFB 40	40mm
GCFB 50	50mm

GCMB SERIES

Brass Male Bush (Smooth Bore)



Code	Size (mm)
GCMB 20	20mm
GCMB 25	25mm
GCMB 32	32mm
GCMB 40	40mm
GCMB 50	50mm

Firstflex has taken every precaution to ensure accurate information in this catalogue, but accept no liability for any errors or omissions. Firstflex reserves the right to modify specifications at any time.

GPM/GPG SERIES

**Nylon Standard Gland IP68
(complete with Locknut)**



APPLICATIONS:

Glanding For watertight glanding of unscreened circular cables.

PRODUCT FEATURES:

- ▶ Sealing nut has a locking mechanism to hold cable firmly and to accommodate a wider cable range
- ▶ Long metric thread to aid installation
- ▶ UL nylon 66 94v-2 halogen free
- ▶ UV stabilised
- ▶ Self extinguishing

CONSTRUCTION:

Material Black or Grey nylon body.

Seal EPDM rubber.

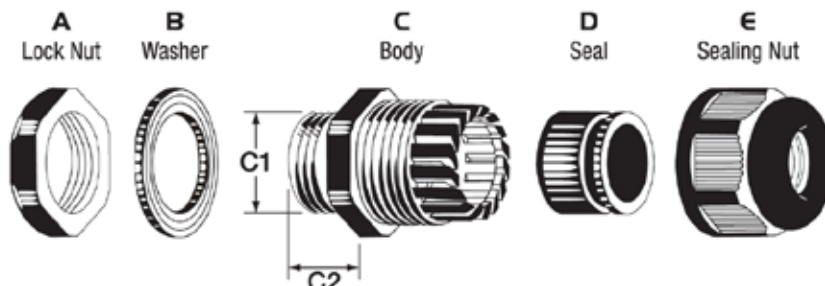
Washer EPDM rubber.

Insert Polyamide traction relief clamping insert.

CHARACTERISTICS:

Operating Temperature Range -40°C to 100°C. Up to 120°C for short periods.

Protection Class Water rating IP68. Pressure rating 5 bar.



Available in Black or Grey

Code	Entry Thread (mm) C1	Thread Length (mm) C2	Cable Size Min - Max(mm)	Spanner Size A/E (mm)
GPM12	M12 x 1.5	15.0	3.0 - 7.0	18/19
GPM16	M16 x 1.5	15.0	4.0 - 10.0	22/22
GPM20	M20 x 1.5	15.0	5.0 - 13.5	27/27
GPM25	M25 x 1.5	15.0	10.0 - 18.0	33/33
GPM32	M32 x 1.5	15.0	16.0 - 25.0	41/42
GPM40	M40 x 1.5	15.0	20.0 - 31.0	50/52
GPM50	M50 x 1.5	15.0	30.0 - 41.0	62/62
GPM63	M63 x 1.5	18.0	33.0 - 46.0	75/65
GPG7	12.50	8.0	2.0 - 6.0	17/15
GPG9	15.20	8.0	3.0 - 7.5	22/19
GPG11	18.60	10.0	4.0 - 10.0	24/22
GPG13.5	20.40	10.0	5.0 - 12.5	27/24
GPG16	22.50	11.0	6.0 - 14.0	30/27
GPG21	28.30	12.0	10.0 - 17.5	36/33
GPG29	37.00	12.0	16.0 - 24.0	46/41
GPG36	47.00	14.0	18.0 - 31.0	57/52

Firstflex has taken every precaution to ensure accurate information in this catalogue, but accept no liability for any errors or omissions. Firstflex reserves the right to modify specifications at any time.

GPM-SUP/GPG-SUP SERIES

Nylon Gland IP68 C/W Spiral Stress Relief Support (complete with Locknut)



APPLICATIONS:

Glanding For watertight glanding of unscreened circular cables with added protection of a spiral strain relief.

PRODUCT FEATURES:

- ▶ Sealing nut has a locking mechanism to hold cable firmly and to accommodate a wider cable range
- ▶ Long metric thread to aid installation.
- ▶ UL nylon 66 94v-2 halogen free
- ▶ UV stabilised
- ▶ Self extinguishing

CONSTRUCTION:

Material Black or Grey nylon body.

Seal EPDM rubber.

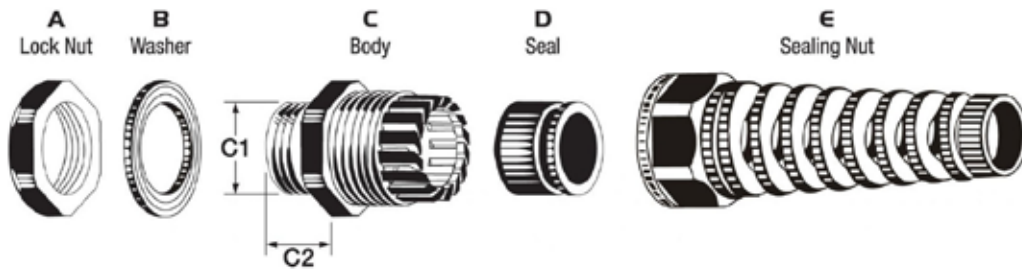
Washer EPDM rubber.

Insert Nylon traction relief clamping insert.

CHARACTERISTICS:

Operating Temperature Range -40°C to 100°C. Up to 120°C for short periods.

Protection Class Water rating IP68. Pressure rating 5 bar.



Available in Black or Grey

Code	Entry Thread (mm) C1	Thread Length (mm) C2	Cable Size Min - Max (mm)	Spanner Size A/E (mm)
GPM12SUP	M12 x 1.5	15.0	3.0 - 7.0	18/19
GPM16SUP	M16 x 1.5	15.0	4.0 - 10.0	22/22
GPM20SUP	M20 x 1.5	15.0	5.0 - 13.5	27/27
GPM25SUP	M25 x 1.5	15.0	10.0 - 18.0	33/33
GPG11SUP	18.60	10.0	4.0 - 10.0	24/22
GPG13.5SUP	20.40	10.0	5.0 - 12.5	27/24
GPG16SUP	22.50	11.0	6.0 - 14.0	30/27
GPG21SUP	28.30	12.0	10.0 - 17.5	36/33

GK-STD SERIES

Metal IP68 Standard Long Thread Gland for Unscreened Cables (less Locknut)

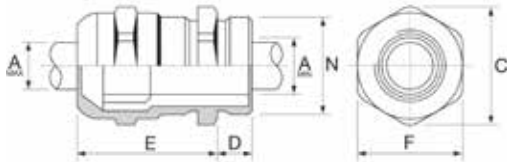


APPLICATIONS:

Glanding For watertight glanding of unscreened circular cables.

PRODUCT FEATURES:

- ▶ Halogen free
- ▶ Silicone free
- ▶ Phosphorous free
- ▶ Cadmium free
- ▶ Self extinguishing



CONSTRUCTION:

Material Bright nickel plated extruded brass gland body and compression head (Brass BS EN 50262 1999 / Brass extrusion BS 2874 CZ121 3Pb).

Seal PCP (Neoprene) rubber.

O-Ring PCP (Neoprene) rubber.

Insert Polyamide 6 traction relief clamping insert.

CHARACTERISTICS:

Operating Temperature Range -40°C to 80°C. Up to 100°C for short periods.

Protection Class Water rating IP68. Pressure rating 5 bar.

Code	Entry Thread (mm)	Thread Length (mm) D	Cable Size Min - Max (mm) A	Hexagonal Across Flats (mm) F	Hexagonal Circumference (mm) C	Assembled Length (mm) E
GK16STD	M16 x 1.5	10.0	6.0 – 9.0	17.0	19.0	20.0
GK20STD	M20 x 1.5	10.0	8.0 – 12.0	22.0	24.5	22.0
GK25STD	M25 x 1.5	10.0	11.0 – 17.0	27.0	30.0	24.0
GK32STD	M32 x 1.5	13.0	16.0 – 21.0	34.0	38.0	28.0
GK40STD	M40 x 1.5	13.0	19.0 – 28.0	43.0	48.0	30.0
GK50STD	M50 x 1.5	14.0	26.0 – 35.0	55.0	61.5	32.0
GK63STD	M63 x 1.5	14.0	32.0 – 47.0	68.0	75.4	34.0

GK-EMC SERIES

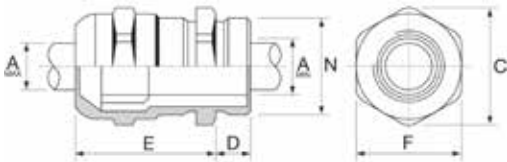
Metal IP68 EMC Long Thread Gland for Screened Cables (less Locknut)

APPLICATIONS:

Glanding For watertight glanding of screened circular cables.
VSD Used for glanding copper braided screened VSD cables at both input (power source to variable speed drive) and output (variable speed drive to motor) ends for VSD applications.

PRODUCT FEATURES:

- ▶ Halogen free
- ▶ Silicone free
- ▶ Phosphorous free
- ▶ Cadmium free
- ▶ Self extinguishing



CONSTRUCTION:

Material Bright nickel plated extruded brass gland body and compression head (Brass BS EN 50262 1999 / Brass extrusion BS 2874 CZ121 3Pb).

Seal PCP (Neoprene) rubber.

O-Ring PCP (Neoprene) rubber.

Insert Polyamide 6 traction relief clamping insert.

CHARACTERISTICS:

Operating Temperature Range -40°C to 80°C. Up to 100°C for short periods.

Protection Class Water rating IP68. Pressure rating 5 bar.

INSTALLATION:

- ▶ Remove plastic insert from base of gland
- ▶ Trim screen to approximately 30% density and partially fold screen back up over the insert
- ▶ Push insert back into base of gland so the screen will contact the lip at the base of the gland for earthing
- ▶ To establish an electrically conductive connection to bare or painted metal surfaces or enclosures - use an LNEMC LOCKNUT which has cutting teeth to bite into the metal

Code	Entry Thread (mm)	Thread Length (mm) D	Cable Size Min - Max (mm) A	Hexagonal Across Flats (mm) F	Hexagonal Circumference (mm) C	Assembled Length (mm) E
GK16EMC	M16 x 1.5	10.0	6.0 – 9.0	17.0	19.0	20.0
GK20EMC	M20 x 1.5	10.0	8.0 – 12.0	22.0	24.5	22.0
GK25EMC	M25 x 1.5	10.0	11.0 – 17.0	27.0	30.0	24.0
GK32EMC	M32 x 1.5	13.0	16.0 – 21.0	34.0	38.0	28.0
GK40EMC	M40 x 1.5	13.0	19.0 – 28.0	43.0	48.0	30.0
GK50EMC	M50 x 1.5	14.0	26.0 – 35.0	55.0	61.5	32.0
GK63EMC	M63 x 1.5	14.0	32.0 – 47.0	68.0	75.4	34.0

GM-EMC-FT SERIES

Metal IP68 EMC feed-through Gland for Copper Tape and Braided Screened Cables (less Locknut)



APPLICATIONS:

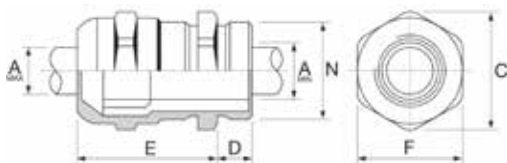
Glanding For watertight glanding of screened circular cables.
VSD Used for glanding copper tape and copper braided screened VSD cables at both input (power source to variable speed drive) and output (variable speed drive to motor) ends for VSD applications.

PRODUCT FEATURES:

- ▶ Halogen free
- ▶ Silicone free
- ▶ Phosphorous free
- ▶ Cadmium free
- ▶ Self extinguishing

QUICK TERMINATION:

Simple handling through the metal terminal insert which automatically compresses/contacts to the screening when the gland is closed. Time is saved by only having to cut 15mm of sheath exposing the screen compared to other glands which require the screen to be terminated or adjusted to suit the gland.



CONSTRUCTION:

Material Bright nickel plated extruded brass gland body and compression head (Brass BS EN 50262 1999/Brass Extrusion BS 2874 CZ121 3Pb).
Seal Perbunan rubber.
O-Ring Perbunan rubber.
Insert Polyamide traction relief clamping insert.

CHARACTERISTICS:

Operating Temperature Range -40°C to 100°C. Up to 120°C for short periods.
Protection Class Water rating IP68. Pressure rating 10 bar.

INSTALLATION:

- ▶ Strip/cut approximately 15mm of sheath exposing the copper braided screen or copper tape. Note: The sheath may continue until the point where termination tails are required.
- ▶ Compress gland in position until the metal terminal insert makes firm contact with the screen.
- ▶ To establish an electrically conductive connection to bare or painted metal surfaces or enclosures - use an LNEMC LOCKNUT which has cutting teeth to bite into the metal.

Code	Entry Thread	Thread Length (mm)	Cable Size Min - Max (mm)	Hexagonal Across Flats (mm)	Hexagonal Circumference (mm)	Assembled Length (mm)
	PG	D	A	F	C	E
GM16EMCFT	M16 x 1.5	10.0	6.0 – 9.0	17.0	19.0	35.0
GM20EMCFT	M20 x 1.5	10.0	8.0 – 12.0	22.0	24.5	40.0
GM25EMCFT	M25 x 1.5	10.0	11.0 – 17.0	27.0	30.0	44.0
GM32EMCFT	M32 x 1.5	13.0	16.0 – 21.0	34.0	38.0	52.0
GM40EMCFT	M40 x 1.5	13.0	19.0 – 28.0	43.0	48.0	60.0
GM50EMCFT	M50 x 1.5	14.0	26.0 – 35.0	55.0	61.5	66.0
GM63EMCFT	M63 x 1.5	14.0	32.0 – 47.0	68.0	75.4	66.0

Firstflex has taken every precaution to ensure accurate information in this catalogue, but accept no liability for any errors or omissions. Firstflex reserves the right to modify specifications at any time.

GLANDS & ACCESSORIES

GMF SERIES

**Metal IP54 Gland for Flat Flexible Cables
(less Locknut)**



APPLICATIONS:

Glanding For glanding of FLAT flexible cables.

PRODUCT FEATURES:

- ▶ Halogen free
- ▶ Silicone free
- ▶ Phosphorous free
- ▶ Cadmium free
- ▶ Self extinguishing

CONSTRUCTION:

Material Bright nickel plated extruded brass gland body and compression head.

Seal Oil resistant rubber.

Pressure Plate Galvanised steel.

CHARACTERISTICS:

Operating Temperature Range -40°C to 80°C. Up to 100°C for short periods.

Protection Class Water rating IP54.

Code	Entry Thread PG	Thread Length (mm)	Cable Size Min - Max (mm)	Hexagonal Across Flats (mm)	Hexagonal Circumference (mm)	Assembled Length (mm)
GMF020611-20x16	M20 x 1.5	6.0	4.0 - 5.5 x 13.0 - 15.0	22	24	19.5
GMF020611-25x16	M25 x 1.5	7.0	4.0 - 5.5 x 13.0 - 15.0	22	30	19.5
GMF020611-25x21	M25 x 1.5	7.0	4.5 - 7.5 x 14.0 - 20.0	28	30	23.0
GMF020611-32x29	M32 x 1.5	8.0	4.5 - 10.0 x 19.0 - 27.0	37	40	25.5
GMF020611-40x29	M40 x 1.5	8.0	4.5 - 10.0 x 19.0 - 27.0	37	43	25.5
GMF020611-40x36	M40 x 1.5	8.0	4.5 - 13.0 x 29.0 - 36.0	47	50	29.5
GMF020611-50x36	M50 x 1.5	9.0	4.5 - 13.0 x 29.0 - 36.0	47	55	29.5
GMF020611-50x42	M50 x 1.5	9.0	4.5 - 14.0 x 38.0 - 44.0	54	57	33.0
GMF020611-63x48	M63 x 1.5	10.0	5.0 - 18.0 x 44.0 - 53.0	60	66	35.0
CURVED CABLE ENTRY						
GMF020616-63x48	M63 x 1.5	10.0	6.0 - 9.0 x 54.0 - 62.0	60	66	35.0

GMA2 SERIES

Metal IP68 A2 Unarmoured Cable Gland C/W Locknut

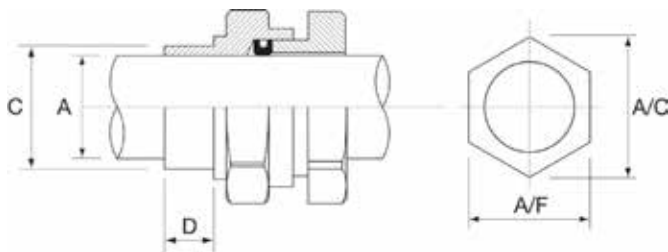


APPLICATIONS:

Glanding For watertight glanding of unshielded/unarmoured circular cables.

OPTIONAL ACCESSORIES:

- ▶ PVC shroud
- ▶ Earth tag
- ▶ Adaptors and reducers



CONSTRUCTION:

Material Bright nickel plated extruded brass gland body and compression head BS2874 (CZ121 Brass).

Seal CPE (Neoprene) rubber.

Insert NBR (Nitrial Butadienne Rubber).

CHARACTERISTICS:

Operating Temperature Range -60 to 150°C.

Protection Class IP68.

Code	Size	Entry Threads		Cable Overall Diameter		Hexagonal Size		PVC Shroud Code
		Dia. C (mm)	Length D (mm)	A (mm)		A/F (mm)	A/C (mm)	
				Min	Max			
GMA216	A2 - 16	16	15	3.50	8.50	19.0	22.0	GMSH16/20SS
GMA220SS	A2 - 20SS	20	15	3.50	8.50	22.0	25.0	GMSH16/20SS
GMA220S	A2 - 20S	20	15	8.00	10.80	22.0	25.0	GMSH20S
GMA220	A2 - 20	20	15	11.00	14.70	24.0	27.0	GMSH20
GMA225S	A2 - 25S	25	15	12.00	15.00	28.0	32.0	GMSH25
GMA225	A2 - 25	25	15	13.00	20.30	28.0	32.0	GMSH25
GMA232	A2 - 32	32	15	19.00	26.20	41.0	45.0	GMSH32
GMA240	A2 - 40	40	15	26.00	32.40	46.0	51.0	GMSH40
GMA250	A2 - 50	50	15	36.00	45.00	64.0	70.0	GMSH50
GMA263S	A2 - 63S	63	15	43.00	50.80	70.0	77.0	GMSH63S
GMA263	A2 - 63	63	15	48.00	56.50	75.0	83.0	GMSH63
GMA275S	A2 - 75S	75	20	55.00	62.00	84.0	93.0	GMSH75S
GMA275	A2 - 75	75	20	61.00	68.50	87.0	97.0	GMSH75
GMA290	A2 - 90	90	20	67.00	80.00	102.0	113.0	GMSH90

GLANDS & ACCESSORIES

GMCW SERIES

Metal IP66 CW Cable Gland for SWA Armoured Cables C/W Locknut

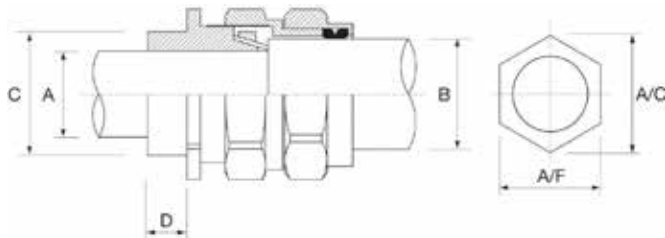


APPLICATIONS:

Glanding For glanding of Steel Wire Armoured (SWA) circular cables.

OPTIONAL ACCESSORIES:

- ▶ PVC shroud
- ▶ Earth tag
- ▶ Adaptors and reducers



CONSTRUCTION:

Material Bright nickel plated extruded brass gland body, armour locking ring and compression head BS2874 (CZ121 Brass).

Seal CPE (Neoprene) rubber.

Insert CPE (Neoprene) rubber.

CHARACTERISTICS:

Operating Temperature Range -60°C to 150°C.

Protection Class IP66.

Code	Size	Entry Threads		Cable Bedding Diameter		Cable Overall Diameter		Hexagonal Size		PVC Shroud Code
		Dia. C (mm)	Length D (mm)	A (mm)		B (mm)		A/F (mm)	A/C (mm)	
				Min	Max	Min	Max			
GMCW16	CW-16	16	15	5.00	8.60	8.00	13.20	24.00	27.00	GMSH16/20SS
GMCW20SS	CW-20SS	20	15	5.00	8.60	8.00	13.20	24.00	27.00	GMSH16/20SS
GMCW20S	CW-20S	20	15	8.00	11.80	12.90	17.20	24.00	27.00	GMSH20S
GMCW20	CW-20	20	15	11.00	14.00	15.50	20.80	27.70	31.00	GMSH20
GMCW25S	CW-25S	25	15	12.00	17.00	17.50	24.00	31.50	35.00	GMSH25S
GMCW25	CW-25	25	15	13.00	20.30	20.00	27.20	35.00	39.00	GMSH25
GMCW32	CW-32	32	15	19.00	26.20	26.70	34.00	43.00	47.50	GMSH32
GMCW40	CW-40	40	20	25.00	32.20	33.00	40.50	51.50	57.00	GMSH40
GMCW50S	CW-50S	50	20	31.50	38.20	39.40	46.80	58.50	65.00	GMSH50S
GMCW50	CW-50	50	20	36.50	44.00	45.70	53.20	66.00	73.00	GMSH50
GMCW63S	CW-63S	63	20	42.50	50.00	52.10	59.00	72.00	80.00	GMSH63S
GMCW63	CW-63	63	20	49.10	56.00	58.40	66.00	80.00	89.00	GMSH63
GMCW75S	CW-75S	75	20	54.50	62.00	64.80	72.00	86.50	97.00	GMSH75S
GMCW75	CW-75	75	20	60.50	68.00	71.10	78.00	94.00	105.00	GMSH75
GMCW90	CW-90	90	20	66.00	79.00	77.00	90.00	106.00	118.00	GMSH90

Firstflex has taken every precaution to ensure accurate information in this catalogue, but accept no liability for any errors or omissions. Firstflex reserves the right to modify specifications at any time.

LN-STD SERIES

Bright Nickel Plated Brass
Standard Locknuts



Code	Size (mm)	Description
LN16STD	16.0	16mm Standard Locknut
LN20STD	20.0	20mm Standard Locknut
LN25STD	25.0	25mm Standard Locknut
LN32STD	32.0	32mm Standard Locknut
LN40STD	40.0	40mm Standard Locknut
LN50STD	50.0	50mm Standard Locknut
LN63STD	63.0	63mm Standard Locknut

LN-EMC SERIES

Bright Nickel Plated Brass
EMC Locknuts with Cutting Edges



Code	Size (mm)	Description
LN16EMC	16.0	16mm EMC Locknut
LN20EMC	20.0	20mm EMC Locknut
LN25EMC	25.0	25mm EMC Locknut
LN32EMC	32.0	32mm EMC Locknut
LN40EMC	40.0	40mm EMC Locknut
LN50EMC	50.0	50mm EMC Locknut
LN63EMC	63.0	63mm EMC Locknut

EMC Locknuts have **Cutting Edges** to establish an electrically conductive connection to a bare or painted metal surface or cabinet – this ensures optimum performance of screened cables.

LG SERIES

Little Grippers 16mm and 20mm



Thread Fit

Code	Size and Description	Quantity
16mm Little Grippers		
Suitable for flexible cable from 5mm OD - 10mm OD		
LG16CW	16mm with Lock Bush	Packed in 100's
20mm Little Grippers		
Suitable for flexible cable 8mm OD - 13mm OD		
LG20CW	20mm with Lock Bush	Packed in 50's

DOGBONE

Cable Strain Relief



Code	Description
DOGBON	Black Rubber Cable Strain Relief

GLANDS & ACCESSORIES

RN SERIES

Bright Nickel Plated Brass Reducer



Code	Male to Female	Description
RN20-16	M20 to M16	Hex Reducer Nickel/Brass
RN25-20	M25 to M20	Hex Reducer Nickel/Brass
RN32-25	M32 to M25	Hex Reducer Nickel/Brass
RN40-32	M40 to M32	Hex Reducer Nickel/Brass
RN50-40	M50 to M40	Hex Reducer Nickel/Brass
RN63-50	M63 to M50	Hex Reducer Nickel/Brass

GCR

Galvanised Reducers



Code	Size
GCR 20-16	20-16mm
GCR 25-20	25-20mm
GCR 32-25	32-25mm
GCR 40-32	40-32mm
GCR 50-40	50-40mm
GCR 63-50	63-50mm

RT SERIES

Nylon Reducers



Code	Size and Description
RT2016	20-16mm Reducer
RT2520	25-20mm Reducer

AM SERIES

Bright Nickel Plated Brass Enlarger



Code	Male to Female	Description
AM16M20	M16 to M20	Circular Enlarger Nickel/Brass
AM20M25	M20 to M25	Circular Enlarger Nickel/Brass
AM25M32	M25 to M32	Circular Enlarger Nickel/Brass

CLWM SERIES

Wide Mouth Crimp Lugs



When a bell mouth crimp lug is used in conjunction with a flexible conductor, it is recommended to use the same size crimp lug as per the conductor. i.e. use CLWM120 (120mm²) crimp lug with 120mm² flexible cable. For crimping 6mm² to 120mm² lugs you can use either a manual tool or 13 tonne hydraulic crimp tool. For 150mm² flexible conductors and above, use a 23 tonne hydraulic tool.

For easier termination of fine stranded cables. **Compliant with Standard AS/NZS 4325.**

Code	Cable Size (mm ²)	Stud Size ø (mm)	A/F HEX DIE
CLWM6M6	6	6	
CLWM6M8	6	8	
CLWM6M10	6	10	
CLWM10M6	10	6	
CLWM10M8	10	8	
CLWM10M10	10	10	
CLWM16M6	16	6	6.3
CLWM16M8	16	8	6.3
CLWM16M10	16	10	6.3
CLWM25M6	25	6	7.7
CLWM25M8	25	8	7.7
CLWM25M10	25	10	7.7
CLWM35M8	35	8	9.2
CLWM35M10	35	10	9.2
CLWM35M12	35	12	9.2
CLWM50M8	50	8	10.4
CLWM50M10	50	10	10.4

Code	Cable Size (mm ²)	Stud Size ø (mm)	A/F HEX DIE
CLWM50M12	50	12	10.4
CLWM70M8	70	8	11.5
CLWM70M10	70	10	11.5
CLWM70M12	70	12	14.2
CLWM95M8	95	8	14.2
CLWM95M10	95	10	14.2
CLWM95M12	95	12	14.2
CLWM120M10	120	10	16.5
CLWM120M12	120	12	16.5
CLWM150M10	150	10	18.3
CLWM150M12	150	12	18.3
CLWM185M12	185	12	20.0
CLWM185M16	185	16	20.0
CLWM240	240	(blank)	23.1
CLWM300	300	(blank)	26.0
CLWM400	400	(blank)	28.1

BF SERIES

Bootlace Ferrules Non-Insulated



For easier termination of fine stranded cables.

Code	Cable Size (mm ²)	Length
BF1.0/10	1.0	10.0 - 12.0
BF1.5/10	1.5	10.0 - 12.0
BF2.5/10	2.5	10.0 - 12.0
BF4.0/10	4.0	10.0 - 12.0
BF6.0/10	6.0	10.0 - 12.0
BF10/18	10.0	12.0 - 18.0
BF16/18	16.0	12.0 - 18.0
BF25/18	25.0	18.0 - 20.0

Code	Cable Size (mm ²)	Length
BF35/18	35.0	18.0 - 20.0
BF50/18	50.0	18.0 - 20.0
BF70/25	70.0	25.0 - 32.0
BF95/25	95.0	25.0 - 32.0
BF120/30	120.0	30.0 - 32.0

Length may vary depending on stock.

Firstflex has taken every precaution to ensure accurate information in this catalogue, but accept no liability for any errors or omissions. Firstflex reserves the right to modify specifications at any time.