



## FLEXIBLE SINGLE CORE CABLES

BFX Series .....	12
CFX Series .....	13
MLG2 Single Series.....	14
AHV Series.....	15
BGL Series .....	17
MST Series.....	18



# FLEXIBLE SINGLE CORE CABLES

## CHEMTUFF SDI BFX SERIES

Ultra Performance Flexible Rubber SDI Cable 0.6/1kV 110°C



### APPLICATIONS:

**Chemtuff** Used in applications that require a greater resistance to chemicals, solvents, oils and fats.

**Power** Switchboards, flexible droppers from busbars, transformers, load banks or other equipment requiring fixed or flexible cable.

**Pumping** Suitable for permanent submersion to 500 metres.

**Welding** Suitable for welding and electrode leads.

**Generator Sets** As leads for temporary power supplies.

**Automotive** Battery leads or jumpers, battery chargers, electric forklifts.

**Audio** Amplifiers and audio equipment where oxygen free copper wire is required.

**Telecommunications** Where finely stranded large cross section cables are required for minimal volt drop.

### PRODUCT FEATURES:

- ▶ High current capacity
- ▶ Flame retardant
- ▶ Water and moisture resistant
- ▶ Very good behaviour to variations of outdoor temperature
- ▶ Suitable for permanent submersion to 500 metres
- ▶ UV stabilised
- ▶ Heat, oil and chemical resistant (*See Technical Section*)

### CONSTRUCTION:

**Conductor** Annealed plain copper stranded extreme flexibility (Class 5 & 6).

**Insulation** X-HF-110.

**Sheath** SER105.

### CHARACTERISTICS:

**Operating Temperature Range** Fixed -40°C to 110°C / Flexing -25°C to 90°C.

**Maximum Conductor Temperature** 110°C (Current ratings are based on 30°C air temp. See technical section for de-rating factors).

**Rated Voltage** U<sub>0</sub>/U 0.6/1kV.

**Max AC Operating Voltage** U<sub>0</sub> 0.7kV.

**Minimum Bending Radius** Fixed 4 x cable diameter / Flexing 6 x cable diameter.

**Sheath Colour** Orange, Black. (Red and Blue subject to availability).

**Relevant Standards** IEC 60332-1, AS/NZS 5000.1, AS/NZS 1125, AS/NZS 3808, AS/NZS 3008, **RoHS** Compliant.

Code	No. of Cores x Size (mm <sup>2</sup> )	Approx. Stranding no. of Wires x mm	Approx. Overall Diameter (mm)	Approx. Weight (Kg/Km)	Nominal Amps un-enclosed protected from sun @ 30°C fixed installation 3 Phase			3 Phase Volt Drop @50Hz / MAX. Conductor Temp:	
					Spaced	Spaced from Surface	Touching	90°C (Mv/Am)	110°C (Mv/Am)
BFX002.5	1 x 2.5	140/0.15	7.0	49	45	39	36	16.400	17.400
BFX004	1 x 4.0	224/0.15	8.0	75	59	51	48	10.200	10.800
BFX006	1 x 6.0	192/0.20	8.5	99	75	65	61	6.810	7.230
BFX010	1 x 10.0	294/0.20	9.6	150	106	91	86	4.050	4.300
BFX016	1 x 16.0	470/0.20	10.7	215	139	120	112	2.550	2.710
BFX025	1 x 25.0	726/0.20	12.4	310	185	159	149	1.620	1.720
BFX035	1 x 35.0	1040/0.20	13.5	415	229	197	184	1.170	1.250
BFX050	1 x 50.0	1499/0.20	16.0	560	289	249	232	0.872	0.929
BFX070	1 x 70.0	2100/0.20	18.6	780	364	312	292	0.615	0.657
BFX095	1 x 95.0	2745/0.20	21.5	990	439	378	352	0.457	0.491
BFX120	1 x 120.0	1554/0.30	23.5	1270	521	447	417	0.373	0.403
BFX150	1 x 150.0	1961/0.30	26.6	1575	601	516	482	0.316	0.344
BFX185	1 x 185.0	2331/0.30	29.0	1945	689	592	552	0.269	0.296
BFX240	1 x 240.0	3172/0.30	32.0	2420	829	712	663	0.227	0.252
BFX300	1 x 300.0	4001/0.30	36.5	3150	958	820	764	0.202	0.227
BFX400	1 x 400.0	5296/0.30	41.0	4370	1155	982	915	0.183	0.208
BFX500	1 x 500.0	6648/0.30	45.0	5275	1348	1138	1059	0.170	0.195

Firstflex has taken every precaution to ensure accurate information in this catalogue, but accept no liability for any errors or omissions. Firstflex reserves the right to modify specifications at any time.

## CFX SERIES

**Standard Performance Flexible  
(Fixed application) SDI Cable  
0.6/1kV 90°C**



### APPLICATIONS:

**Power** Switchboards, submains & subcircuits, buried & in underground or overhead ducts, transformers, load banks or other equipment requiring fixed applications.

**Pumping** Suitable for permanent submersion to 200 metres.

**Generator Sets** As leads for temporary power supplies.

**Telecommunications** Where finely stranded large cross section cables are required for minimal volt drop in a fixed application.

### PRODUCT FEATURES:

- ▶ Small overall diameter for tight spaces
- ▶ Flame retardant
- ▶ Water and moisture resistant
- ▶ Suitable for permanent submersion to 200 metres
- ▶ UV stabilised
- ▶ Heat, oil and chemical resistant (See Technical Section)

### CONSTRUCTION:

**Conductor** Annealed plain copper stranded flexibility (Class 5).

**Insulation** X-90.

**Sheath** SPVC.

### CHARACTERISTICS:

**Operating Temperature Range** Fixed -20°C to 90°C

**Maximum Conductor Temperature** 90°C (Current ratings are based on 30°C air temp. See technical section for de-rating factors).

**Rated Voltage**  $U_0/U$  0.6/1kV.

**Max AC Operating Voltage**  $U_0$  0.7kV.

**Minimum Bending Radius** Fixed 4 x cable diameter / Flexing 6 x cable diameter.

**Sheath Colour** Black. (Red subject to availability).

**Relevant Standards** IEC 60332-1, AS/NZS 5000.1, AS/NZS 1125, AS/NZS 3808, AS/NZS 3008, **RoHS** Compliant.

Code	No. of Cores x Size (mm <sup>2</sup> )	Approx. Stranding no. of Wires x mm	Approx. Overall Diameter (mm)	Approx. Weight (Kg/Km)	Nominal Amps un-enclosed protected from sun @ 30°C fixed installation 3 Phase			3 Phase Volt Drop @50Hz / MAX. Conductor Temp: 90°C (Mv/Am)
					Spaced	Spaced from Surface	Touching	
CFX016	1 x 16.0	122/0.39	9.20	215	117	100	94	2.550
CFX025	1 x 25.0	189/0.39	10.82	310	156	133	125	1.620
CFX035	1 x 35.0	265/0.39	12.00	415	195	166	158	1.170
CFX050	1 x 50.0	380/0.39	13.72	560	245	210	194	0.872
CFX070	1 x 70.0	346/0.49	15.60	780	311	265	248	0.615
CFX095	1 x 95.0	457/0.49	17.25	990	375	319	298	0.457
CFX120	1 x 120.0	587/0.49	19.00	1270	447	381	354	0.373
CFX150	1 x 150.0	728/0.49	21.05	1575	517	440	409	0.316
CFX185	1 x 185.0	886/0.49	23.21	1945	594	505	470	0.269
CFX240	1 x 240.0	1172/0.49	25.74	2420	716	608	565	0.227
CFX300	1 x 300.0	1464/0.49	28.25	3150	827	701	650	0.202
CFX400	1 x 400.0	1930/0.49	32.11	4370	1000	840	780	0.183
CFX500	1 x 500.0	2442/0.49	35.75	5275	1168	972	903	0.170
CFX630	1 x 630.0	3246/0.49	40.57	6400	1382	1133	1052	0.160

# FLEXIBLE SINGLE CORE CABLES

## ALLFLEX INDUSTRIAL MLG2 SINGLE SERIES

**Ultra Performance Flexible Rubber Industrial / Marine Cable 0.6/1kV 90°C AS/NZS 5000.1, IEC 60092, H07RN-F**



### APPLICATIONS:

**Hazardous Areas** With correct explosion proof glands this cable can be installed in locations subject to explosion hazards rated 0.6/1kV (DIN VDE 0165).

**Waste Water Treatment Plants** Suitable for submersion in polluted liquids and aggressive environments up to 10 metres.

**Lighting & Entertainment** With its extra durable CPE sheath this cable is suitable for outdoor temporary power supplies and lighting leads.

**Marine** Flexible tinned copper & Lloyds approved cable for installation in pleasure craft, super yachts and other marine applications.

**Power** Switchboards, flexible droppers from busbars, transformers and load banks. Also used on construction sites due to its outstanding flexibility, durability and industrial performance.

**Pumping** Suitable for permanent submersion to 500 metres.

### PRODUCT FEATURES:

- ▶ Tinned fine stranded copper conductor
- ▶ UV stabilised
- ▶ Flame retardant
- ▶ Water and moisture resistant
- ▶ Good elongation at break
- ▶ Good Dielectric properties
- ▶ Resistant to environmental factors such as oxidation, ozone and sunlight
- ▶ Very good behaviour to variations of outdoor temperature
- ▶ Suitable for permanent submersion to 500 metres
- ▶ Good tensile strength, tearing strength and abrasion resistance
- ▶ Heat, oil and chemical resistant (See *Technical Section*)

### CONSTRUCTION:

**Conductor** Annealed tinned copper stranded high flexibility (Class 5).

**Insulation** EPR R90.

**Sheath** CPE Elastomer Rubber.

### CHARACTERISTICS:

**Operating Temperature Range** Fixed -40°C to 90°C / Flexing -25°C to 90°C.

**Maximum Conductor Temperature** 90°C. (Current ratings are based on 30°C air temp. See technical section for de-rating factors).

**Rated Voltage** U<sub>o</sub>/U 0.6/1kV.

**Minimum Bending Radius** Fixed 4 x cable diameter / flexing 6 x cable diameter.

**Sheath Colour** Black.

**Insulation Colour** White (Bonded).

**Relevant Standards** DIN VDE 0295, DIN VDE 0165, IEC 60092-360 IEC 60092-353, IEC 60092-359, IEC 60092-351, AS/NZS 1125, AS/NZS 3808, **RoHS** Compliant.




**AS/NZS 5000.1** Electric cables for working voltage 0.6/1kV.

**IEC 60092-350** Electrical installations in ships - Part 350: General construction and test methods.

**IEC 60332-3-22** Test for vertical flame spread of vertically-mounted bunched wires or cables.

**H07RN-F** Harmonised type heavy duty rubber cable construction.

**Certification Approvals** Lloyds Type Approval CEF/SA.

Code	No. of Cores x Size (mm <sup>2</sup> )	Approx. Overall Diameter + / - 10% (mm)	Approx. Weight (Kg/Km)	Nominal Amps un-enclosed protected from sun @ 30°C fixed installation 3 Phase			3 Phase Volt Drop @50Hz / MAX. Conductor Temp  90°C (Mv/Am)
				Spaced 	Spaced from Surface 	Touching 	
<b>COMPLIES TO AS/NZS 5000.1, IEC 60092-350 &amp; H07RN-F TYPE</b>							
ML1/10G2	1 x 10.0	10.6	158	88	76	70	4.050
ML1/16G2	1 x 16.0	11.8	225	117	100	94	2.550
ML1/25G2	1 x 25.0	13.8	318	156	133	125	1.620
ML1/35G2	1 x 35.0	15.2	415	195	166	155	1.170
ML1/50G2	1 x 50.0	17.8	560	245	210	196	0.872
ML1/70G2	1 x 70.0	20.1	788	311	265	248	0.615
ML1/95G2	1 x 95.0	22.5	980	375	319	298	0.457
ML1/120G2	1 x 120.0	24.4	1280	447	381	354	0.373

Firstflex has taken every precaution to ensure accurate information in this catalogue, but accept no liability for any errors or omissions. Firstflex reserves the right to modify specifications at any time.

## AHV SERIES

### High Current Flexible Rubber SDI Cable 1.9/3.3kV 90°C



#### APPLICATIONS:

- High Current Capacity** Suitable for high current applications.
- Marine** Flexible tinned copper cable for installation in pleasure craft and other marine applications.
- Power** Switchboards, flexible droppers from busbars, transformers, load banks or other equipment requiring fixed or flexible cable.
- Pumping** Suitable for permanent submersion to 200 metres.
- Generator Sets** As leads for temporary power supplies.
- Telecommunications** Where finely stranded large cross section cables are required for minimal volt drop.
- Transport** For use in trains and buses where earth-fault-proof routing is required.

#### PRODUCT FEATURES:

- ▶ NSGAFOU type
- ▶ Tinned fine stranded copper conductor
- ▶ High current capacity
- ▶ UV stabilised
- ▶ Flame retardant
- ▶ Water and moisture resistant
- ▶ Good dielectric properties
- ▶ Resistant to environmental factors such as oxidation, ozone and sunlight
- ▶ Very good behaviour to variations of outdoor temperatures
- ▶ Good tensile strength, tearing strength and abrasion resistance
- ▶ Good elongation at break
- ▶ Heat, oil and chemical resistant (*See Technical Section*)

See over for full product table ▶

#### CONSTRUCTION:




- Conductor** Annealed tinned copper stranded extreme flexibility (Class 5 & 6).
- Insulation** R110 type 3G13.
- Sheath** CPE rubber.

#### CHARACTERISTICS:

- Operating Temperature Range** Fixed -40°C to 90°C / Flexing -20°C to 90°C.
- Maximum Conductor Temperature** 90°C (Current ratings are based on 30°C air temp. See technical section for de-rating factors).
- Rated Voltage** U<sub>o</sub>/U 1.9/3.3kV AC (2.75-5.4kV DC).
- Max AC Operating Voltage** U<sub>o</sub> 2.1kV.
- Minimum Bending Radius** Fixed 4 x cable diameter / Flexing 6 x cable diameter.
- Sheath Colour** Black.
- Relevant Standards** AS/NZS 1125, DIN VDE 0250-602, IEC 60332-1, VDE 0207, VDE 0295, **RoHS** Compliant.

# FLEXIBLE SINGLE CORE CABLES

## AHV SERIES continued

Code	No. of Cores x Size (mm <sup>2</sup> )	Approx. Overall Diameter (mm)	Approx. Weight (Kg/Km)	Nominal Amps un-enclosed protected from sun @ 30°C fixed installation 3 Phase			3 Phase Volt Drop @50Hz / MAX. Conductor Temp: 110°C (Mv/Am)
				Spaced 	Spaced from Surface 	Touching 	
AHV001.5B	1 x 1.5	6.5	65	33	29	28	31.900
AHV002.5B	1 x 2.5	7.0	80	45	39	36	17.400
AHV004.0B	1 x 4.0	7.5	95	59	51	48	10.800
AHV006.0B	1 x 6.0	8.5	120	75	65	61	7.230
AHV010B	1 x 10.0	10.0	180	106	91	86	4.300
AHV016B	1 x 16.0	11.0	250	139	120	112	2.710
AHV025B	1 x 25.0	13.0	350	185	159	149	1.720
AHV035B	1 x 35.0	14.0	455	229	197	184	1.250
AHV050B	1 x 50.0	15.5	610	289	249	232	0.929
AHV070B	1 x 70.0	17.0	805	364	312	292	0.657
AHV095B	1 x 95.0	19.5	1055	439	378	352	0.491
AHV120B	1 x 120.0	21.5	1350	521	447	417	0.403
AHV150B	1 x 150.0	23.0	1655	601	516	482	0.344
AHV185B	1 x 185.0	25.0	1975	689	592	552	0.296
AHV240B	1 x 240.0	28.0	2550	829	712	663	0.252
AHV300B	1 x 300.0	32.5	3230	958	820	764	0.227
AHV400B	1 x 400.0	37.7	4222	1155	982	915	0.208
AHV500B	1 x 500.0	43.2	5200	1348	1138	1059	0.195

Firstflex has taken every precaution to ensure accurate information in this catalogue, but accept no liability for any errors or omissions. Firstflex reserves the right to modify specifications at any time.

## BGL SERIES

### Standard Performance Flexible Earth Cable 0.6/1kV 90°C



#### APPLICATIONS:

**Power** Extreme flexibility for use in switchboards, flexible droppers from busbars, transformers, load banks or other equipment requiring fixed or flexible earth cable.

**Pumping** Suitable for permanent submersion to 200 metres.

**Welding** Suitable for welding and electrode leads.

#### PRODUCT FEATURES:

- ▶ Water and moisture resistant
- ▶ UV stabilised
- ▶ Flame retardant
- ▶ Heat, oil and chemical resistant (*See Technical Section*)

#### CONSTRUCTION:

**Conductor** Annealed plain copper stranded extreme flexibility (Class 5 & 6).

**Insulation** SPVC V-90HT.

#### CHARACTERISTICS:

**Operating Temperature Range** Fixed -20°C to 90°C / Flexing -5°C to 75°C.

**Maximum Conductor Temperature** 105°C.

**Rated Voltage** U<sub>o</sub>/U 0.6/1kV.

**Max AC Operating Voltage** U<sub>o</sub> 0.7kV.

**Minimum Bending Radius** Fixed 4 x cable diameter / Flexing 5 x cable diameter.

**Sheath Colour** Green / Yellow.

**Relevant Standards** IEC 60332-1, AS/NZS 5000.1, AS/NZS 3808, AS/NZS 1125, **RoHS** Compliant.

Code	No. of Cores x Size (mm <sup>2</sup> )	Approx. Overall Diameter (mm)	Approx. Weight (Kg/Km)
BGL006	1 x 6.0	4.7	102
BGL010	1 x 10.0	6.2	149
BGL016	1 x 16.0	7.3	214
BGL025	1 x 25.0	9.0	321
BGL035	1 x 35.0	10.2	423
BGL050	1 x 50.0	12.0	584
BGL070	1 x 70.0	13.9	790
BGL095	1 x 95.0	16.0	1028
BGL120	1 x 120.0	18.0	1287

# FLEXIBLE SINGLE CORE CABLES

## MST SERIES

High Performance Flexible  
Appliance / Marine Wire 0.6/1kV 90°C



### APPLICATIONS:

**Power** Flexible thermal insulated wire suitable for switchboard wiring, motors and transformers.

**Marine** Tinned copper conductors for boat wiring and other marine applications.

**Audio** Amplifiers and audio equipment where oxygen-free copper wire is required.

### PRODUCT FEATURES:

- ▶ Tinned fine stranded copper conductor
- ▶ UV stabilised
- ▶ Flame retardant
- ▶ Metre marked 0.5mm to 25mm for better length control
- ▶ Oil and chemical resistant (See Technical Section)

### CONSTRUCTION:

**Conductor** Annealed tinned copper stranded high flexibility (Class 5).

**Insulation** SPVC V-90HT.

### CHARACTERISTICS:

**Operating Temperature Range** Fixed -20°C to 90°C / Flexing 5°C to 75°C.

**Maximum Conductor Temperature** 105°C (Current ratings are based on 30°C air temp. See technical section for de-rating factors).

**Rated Voltage** Uo/U 0.6/1kV.

**Minimum Bending Radius** Fixed 10 x cable diameter / Flexing 15 x cable diameter

#### Insulation Colour

0.5mm<sup>2</sup> ..... Red, White, Blue, Black, Grey, Brown, Pink, Orange, Green/Yellow, Violet, Yellow.


0.75 - 4.0mm<sup>2</sup> ..... Red, White, Blue, Black, Grey, Brown, Yellow, Violet, Orange, Green/Yellow, Pink.

6.0 - 10.0mm<sup>2</sup> ..... Red, White, Blue, Black, Green/Yellow.

16.0 - 25.0mm<sup>2</sup> ..... Red, White, Blue, Black, Green/Yellow.

**Relevant Standards** IEC 60228, IEC 60332-1, AS/NZS 3808, AS/NZS 3008.1, AS/NZS 3191, AS/NZS 1125, AS/NZS 5000.1,

CE Directive 2006/95/EC, **RoHS** Compliant.

Code	No. of Cores x Size (mm <sup>2</sup> )	Approx. Stranding No. of wires x mm	Approx. Overall Diameter (mm)	Approx. Weight (Kg/Km)	Nominal Amps enclosed protected from sun @ 30°C fixed application		3 Phase Volt Drop @50Hz / MAX. Conductor Temp:
					In Duct or Cabinet		90°C (Mv/Am)
MST000.50	1 x 0.50	16/0.20	2.5	10	7		86.100
MST000.75	1 x 0.75	24/0.20	2.8	15	10		52.936
MST001.0	1 x 1.0	32/0.20	2.9	17	15		46.800
MST001.5	1 x 1.5	30/0.25	3.4	20	17		30.000
MST002.5	1 x 2.5	50/0.25	4.1	32	23		16.400
MST004	1 x 4.0	56/0.30	4.8	50	31		10.200
MST006	1 x 6.0	84/0.30	5.3	70	39		6.810
MST010	1 x 10.0	80/0.40	6.8	116	52		4.050
MST016	1 x 16.0	128/0.40	8.1	177	70		2.550
MST025	1 x 25.0	200/0.40	10.2	281	89		1.620