



## FLOAT SWITCHES, FOOT SWITCHES & KWH METERS


Gentec Float Switches .....	280
Riko Float Switch .....	281
Foot Switch .....	281
Kilowatt Hour Meters .....	282



## Gentec Float Switches



Float Switches contain a reed switch with an actuator magnet in the float. Material is glass filled polypropylene or nylon 6.6 moulding. Contacts close when the magnet assembly reaches the centre line of the main body. Normally open or normally closed operations depend upon orientation, i.e if the magnet floats away or towards switch. Detects rise or fall of liquid, as well as liquid flow or predetermined volume. Design allows fitting to be achieved both as an internal operation or externally if necessary.



### Mechanical Specifications

- ▶ Mounting position: Horizontal models +/- 30 degrees from horizontal
- ▶ Minimum operating angle: Horizontal models 5 degrees from mounting angle
- ▶ Maximum release angle: Horizontal models 40 degrees from mounting angle
- ▶ Shock\*: 50g for 11 milliseconds duration
- ▶ Vibration\*: 35g up to 500 Hz
- ▶ Nominal cable length: 0.5 metre

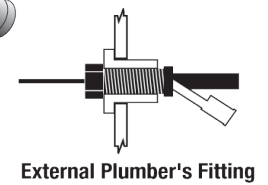
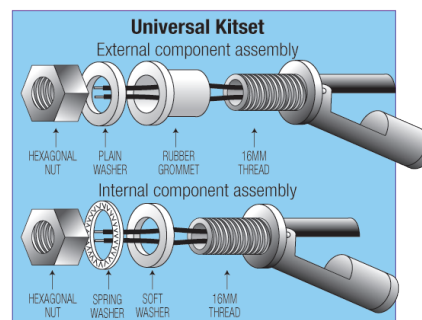
Max. Current  
Example:  
For 15 Watts  
230 Volts = 65mA  
\* Reed switch only

### Environmental Specifications

Switch Action	Nylon	Glass Filled Polypropylene
<b>Operating Temperature Range</b>	-30°C to +130°C	-30°C to +110°C
<b>Minimum SG of Liquid</b>	0.85	0.65
<b>Minimum Viscosity of Liquid</b>	100	100
<b>Plastic Housing Water</b>	300	800
<b>Absorption of Equilibrium @ 20°C &amp; 100% RH</b>	5.6%	0.09%
<b>@ 100°C &amp; 100% RH</b>	5.6%	<0.9%
<b>Heat Distortion Temperature 4.5kg/cm sq. (67.6 psig)</b>	245°C	154°C

### Chemical Resistance to:

	Nylon	Glass Filled Polypropylene
<b>Dilute Mineral Acids</b>	Poor	Excellent
<b>Concentrated Mineral Acids</b>	Poor	Fair
<b>Alkalis</b>	Excellent	Excellent
<b>Alcohols</b>	Good	Excellent
<b>Ketones</b>	Excellent	Excellent
<b>Aromatic Hydrocarbons</b>	Excellent	Fair
<b>Chlorinated Hydrocarbons</b>	Excellent	Fair
<b>Detergents</b>	Excellent	Excellent



Note: Suitable for control/signalling only. Refer to wattage.

Code	Material	Mounting Position	Mounting Method	Maximum Switching Voltage	Maximum Switching Current (Amps)	DC Contact Rating (Watts)#	Minimum Breakdown Voltage (VDC)	Initial Contact Resistance (OHMS)
LS3031	Nylon Hi Temp	Horizontal	Internal	100 (VDC) 250 (VRMS)	1.0	15	800	0.25
LS3035	Nylon Hi Temp	Horizontal	Universal Kit for internal or external fitting	100 (VDC) 250 (VRMS)	1.0	15	800	0.25
VS3035	Nylon Hi Temp	Vertical	Universal Kit for internal or external fitting	100 (VDC) 250 (VRMS)	1.0	15	800	0.25
LS8033	Glass Filled Polypropylene	Horizontal	1/2" National Pipe Thread external fitting	100 (VDC) 250 (VRMS)	1.0	15	800	0.25
LS8035	Glass Filled Polypropylene	Horizontal	Universal Kit for internal or external fitting	100 (VDC) 250 (VRMS)	1.0	15	800	0.25
LS803N5	Glass Filled Polypropylene	Horizontal	DIESEL Universal Kit for internal or external fitting	100 (VDC) 250 (VRMS)	1.0	15	800	0.25

The switching performance can be drastically affected if switch ratings are exceeded. Inductive, capacitive and tungsten filament lamp loads derate by 50%. All switch ratings are at DC resistive loads.

Firstflex has taken every precaution to ensure accurate information in this catalogue, but accept no liability for any errors or omissions. Firstflex reserves the right to modify specifications at any time.



## Riko Float Switch

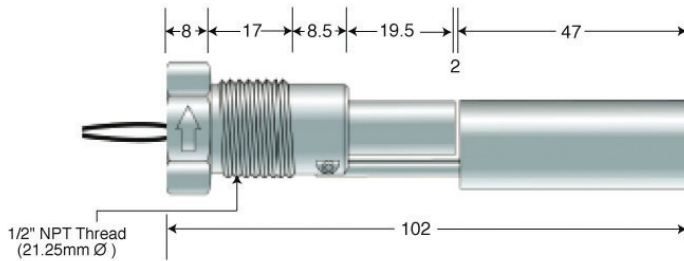


Riko Company has dedicated more than 40 years in developing the high quality float technology. With our creations and challenges, we have developed "Floatnics", which is the combination of float material and electronics. Floats, detecting the levels of the liquids and the boundary level between water and oil, have been highly evaluated around the world.

### PRODUCT FEATURES:

<b>Max. contact capacity</b>	50VA GC/AC
<b>Initial Contact resistance</b>	150mΩ max.
<b>Switching Voltage</b>	600V DC
<b>Max. Voltage</b>	300V DC
<b>Insulation Performance</b>	AC voltage 2kV for 1 minute impulse voltage 6kV
<b>Max. Current</b>	0.5A DC/AC
<b>Insulation Resistance</b>	10mΩ (Min)
<b>Material Stem</b>	SUS304
<b>Material (Float)</b>	SUS304

Code: RFS-12-2



## Foot Switch

Minimise employee safety risks and improve machine performance. Foot switches can be used to turn electrical equipment on and off with the foot.

### PRODUCT FEATURES:

- ▶ Made from robust cast aluminium construction, ensuring longevity
- ▶ Powder Coated finish
- ▶ 85mm entry for steel capped boots
- ▶ Can be screwed to floor or placed for convenience
- ▶ Features gaskets and seals to prevent fluid intrusion
- ▶ Comes complete with entry gland
- ▶ Full range of spares also available
- ▶ 10 Amp 230 volt / 5 Amp 400 volt.
- ▶ IP65



Code: FS10D

Firstflex has taken every precaution to ensure accurate information in this catalogue, but accept no liability for any errors or omissions. Firstflex reserves the right to modify specifications at any time.

## Kilowatt Hour Meters

### DEMO15 - Single phase DIN-rail watt-hour meter

A new kind of single phase electronic watt-hour meter that uses micro-electronic techniques to accurately and directly measure 50Hz or 60Hz active energy consumption from a single phase AC electricity network. Displays energy consumption by step type impulse register.



#### PRODUCT FEATURES:

- ▶ 35mm standard DIN rail installation, complying with standard DIN EN5002
- ▶ 18mm width, complying with standard DIN43880
- ▶ 5 + 1 digits display (99999.1 kWh)
- ▶ Analogue display for visibility in sunlight
- ▶ Impulse output
- ▶ Wire size: 6mm<sup>2</sup>

Code: DEMO15

#### TECHNICAL PARAMETERS:

<b>Accuracy</b>	Class 1
<b>Rated Voltage</b>	230V
<b>Rated Current</b>	32A
<b>Starting Current</b>	0.4% Ib
<b>Insulation Performance</b>	AC voltage 2kV for 1 minute impulse voltage 6kV

### DEMO11 - Single phase electronic watt-hour meter

A new style of single phase electronic watt-hour meter that uses micro-electronics techniques to accurately and directly measure 50Hz or 60Hz active energy consumption from a single phase AC electricity network. Displays energy consumption by step type impulse register. Requires neutral to be part of load circuit.



#### PRODUCT FEATURES:

- ▶ 35mm standard DIN rail installation, complying with standard DIN EN5002
- ▶ LCD display
- ▶ Impulse output
- ▶ 75mm wide
- ▶ Wire size: 25mm<sup>2</sup>

Code: DEMO11

#### TECHNICAL PARAMETERS:

<b>Accuracy</b>	Class 1
<b>Rated Voltage</b>	230V
<b>Rated Current</b>	100A
<b>Starting Current</b>	0.4% Ib
<b>Insulation Performance</b>	AC voltage 2kV for 1 minute impulse voltage 6kV

### DEMO21 - Three phase electronic watt-hour meter

A new style of three phase electronic watt-hour meter that accurately and directly measures active energy consumption from three phase AC electricity network. Displays energy consumption by step type impulse register.



#### PRODUCT FEATURES:

- ▶ 35mm standard DIN rail installation, complying with standard DIN EN5002
- ▶ LCD display
- ▶ Impulse output
- ▶ 125mm wide
- ▶ Wire size: 25mm<sup>2</sup>

Code: DEMO21

#### TECHNICAL PARAMETERS:

<b>Accuracy</b>	Class 1
<b>Rated Voltage</b>	3x230V/400V
<b>Rated Current</b>	3 x 100A
<b>Starting Current</b>	0.4% Ib
<b>Insulation Performance</b>	AC voltage 2kV for 1 minute impulse voltage 6kV

Firstflex has taken every precaution to ensure accurate information in this catalogue, but accept no liability for any errors or omissions. Firstflex reserves the right to modify specifications at any time.