



VSD CABLES


KSXCX Series	74
MDXCX Series	75
HDXCY Series	76
FDXCX Series	78





KSXCY SERIES

High Performance Fixed Copper Tape
VSD Power Cable
Flexible Conductors for Fixed Applications



APPLICATIONS:

VSD Connection Fixed wiring cable designed for the connection of AC Variable Speed Drives or where a fixed EMC screened cable is required.

RFI & EMI Protection With single screening (Copper tape) and split interstitial earth cores (6mm² and above) this cable has optimum screening performance of low frequency and electromagnetic output.

Glanding Use Firstflex GM-EMC-FT Series glands for best contact.

PRODUCT FEATURES:

- ▶ Flexible Class 5 conductors for easy installation
- ▶ Helps avoid reactance with other devices outside the plant
- ▶ UV stabilised
- ▶ Flame retardant
- ▶ To be earthed using an EMC compatible gland
- ▶ Heat, oil and chemical resistant (*See Technical Section*)

CONSTRUCTION:

Conductor Annealed plain copper stranded HIGH flexibility (Class 5).

Insulation X-90.

Bedding PVC 5V-90.

Screening Copper Tape 30% overlap.

Sheath SPVC.

CHARACTERISTICS:

Operating Temperature Range Fixed -30°C to 90°C

Maximum Conductor Temperature 90°C


Rated Voltage U_o/U 0.6/1kV.

Max AC Operating Voltage U_o 0.7kV.

Sheath Colour Black.

Standard Core Colours Red, White, Blue and Green/Yellow.

Relevant Standards IEC 60332-1, AS/NZS 3808, AS/NZS 5000.1, AS/NZS 1125, AS/NZS 3008, **RoHS** Compliant.

Code	No. of Cores x Size		Approx. Stranding No. of wires x mm	Approx. Overall Diameter (mm)	Approx. Weight (Kg/Km)	Nominal Amps un-enclosed protected from sun @ 30°C fixed application Touching 	3 Phase Volt Drop @ 50Hz / MAX. Conductor Temp: 90°C (Mv/Am)
	Power (mm ²)	Earth (mm ²)					
KSXCY4/1.5	3 x 1.5 + 1 x 1.5		30/0.25	13.3	250	21	30.000
KSXCY4/2.5	3 x 2.5 + 1 x 2.5		50/0.25	15.0	300	29	16.400
KSXCY4/4.0	3 x 4.0 + 1 x 2.5		56/0.30	15.3	378	37	10.200
KSXCY4/6.0	3 x 6.0 + 3 x 1.5		84/0.30	16.9	474	47	6.800
KSXCY4/10	3 x 10 + 3 x 1.5		80/0.40	17.8	612	67	4.050
KSXCY4/16	3 x 16 + 3 x 2.5		128/0.40	21.0	855	89	2.550
KSXCY4/25	3 x 25 + 3 x 4.0		200/0.40	24.4	1200	119	1.610
KSXCY4/35	3 x 35 + 3 x 6.0		280/0.40	27.2	1600	149	1.170
KSXCY4/50	3 x 50 + 3 x 10		400/0.40	32.7	2250	187	0.868
KSXCY4/70	3 x 70 + 3 x 10		356/0.50	35.7	2890	235	0.609
KSXCY4/95	3 x 95 + 3 x 16		485/0.50	42	3980	282	0.450
KSXCY4/120	3 x 120 + 3 x 16		614/0.50	46.3	4600	333	0.366
KSXCY4/150	3 x 150 + 3 x 25		765/0.50	48.4	5900	383	0.307
KSXCY4/185	3 x 185 + 3 x 25		944/0.50	57	7500	436	0.259
KSXCY4/240	3 x 240 + 3 x 35		1225/0.50	64	9600	519	0.216

Firstflex has taken every precaution to ensure accurate information in this catalogue, but accept no liability for any errors or omissions. Firstflex reserves the right to modify specifications at any time.

CHEMTUFF VSD MDXCY-BK SERIES

High Performance Flexible Rubber VSD Marine / Power Cable 0.6/1kV 90°C



APPLICATIONS:

Chemtuff VSD Connection Designed for the connection of AC Variable Speed Drives (VSD) or where a flexible EMC screened cable is required. These cables are flexible for fixed installation as well as occasional flexing without tensile load.

RFI & EMI Protection With double screening (CBS & foil tape) and split interstitial earth cores (6mm² and above) this cable has optimum screening performance of low frequency and electromagnetic output.

Marine Flexible tinned copper VSD cable for installation in super yachts and other marine applications.

Pumping Suitable for permanent submersion up to 200 metres.

PRODUCT FEATURES:

- ▶ Helps avoid reactance with other devices outside the plant
- ▶ UV stabilised
- ▶ Flame retardant
- ▶ Moisture resistant
- ▶ Suitable for permanent submersion to 200 metres
- ▶ Resistant to environmental factors such as oxidation, ozone and sunlight
- ▶ To be earthed using an EMC compatible gland
- ▶ Heat, oil and chemical resistant (*See Technical Section*)

CONSTRUCTION:

Conductor Annealed tinned copper stranded high flexibility (Class 5).

Insulation X-90.

Bedding SPVC V-90HT.

Screening Up to 6.0mm 85% tinned copper braid screen c/w 100% foil screen coverage, 10mm and above 85% tinned copper braid screen, plus split earths.

Sheath SER105.

CHARACTERISTICS:

Operating Temperature Range Fixed -40°C to 90°C / Flexing -20°C to 90°C.

Maximum Conductor Temperature 90°C (Current ratings are based on 30°C air temp. See technical section for de-rating factors).

Rated Voltage U_o/U 0.6/1kV.

Max AC Operating Voltage U_o 0.7kV.

Minimum Bending Radius Fixed 7.5 x cable diameter / Flexing 15 x cable diameter.


Sheath Colour Black.

Standard Core Colours

3 Core – Red, Black, Green/Yellow.

4 Core – Red, White, Blue, Green/Yellow.

Relevant Standards IEC 60228, IEC 60332-1, AS/NZS 5000.1, AS/NZS 1125, AS/NZS 3008, **RoHS** Compliant.

Code	No. of Cores x Size		Approx. Stranding Power No. of wires x mm	Approx. Overall Diameter (mm)	Approx. Diameter Under Screen (mm)	Approx. Weight (Kg/Km)	Nominal Amps un-enclosed protected from sun @ 30°C fixed application	3 Phase Volt Drop @ 50Hz / MAX. Conductor Temp:
	Power (mm ²)	Earth (mm ²)					Fixed Installation Touching 	90°C (Mv/Am)
<i>Note - Up to 6.0mm 85% tinned copper braid screen c/w 100% foil screen coverage.</i>								
MDXCY3/1.5BK	2 x 1.5 + 1 x 1.5		30/0.25	12.5	8.6	155	25	30.000
MDXCY3/2.5BK	2 x 2.5 + 1 x 2.5		50/0.25	13.5	9.6	195	33	16.400
MDXCY4/1.5BK	3 x 1.5 + 1 x 1.5		30/0.25	13.5	9.5	195	21	30.000
MDXCY4/2.5BK	3 x 2.5 + 1 x 2.5		50/0.25	14.5	10.6	245	29	16.400
MDXCY4/4.0BK	3 x 4.0 + 1 x 4.0		56/0.30	16.5	12.7	350	37	10.200
MDXCY4/6.0BK	3 x 6.0 + 3 x 1.5		190/0.20	19.5	16.0	445	47	6.800
<i>Note - 10mm and above 85% tinned copper braid screen, plus split earths.</i>								
MDXCY4/10BK	3 x 10.0 + 3 x 1.5		312/0.20	21.5	17.9	675	67	4.050
MDXCY4/16BK	3 x 16.0 + 3 x 2.5		484/0.20	23.5	19.5	955	89	2.550

Firstflex has taken every precaution to ensure accurate information in this catalogue, but accept no liability for any errors or omissions. Firstflex reserves the right to modify specifications at any time.

MDXCY-CL SERIES

High Performance Flexible VSD
Marine / Power Cable 0.6/1kV 90°C



APPLICATIONS:

VSD Connection Designed for the connection of AC Variable Speed Drives (VSD) or where a flexible EMC screened cable is required. These cables are flexible for fixed installation as well as occasional flexing without tensile load.

RFI & EMI Protection With double screening (CBS & foil tape) and split interstitial earth cores (6mm² and above) this cable has optimum screening performance of low frequency and electromagnetic output.

Marine Flexible tinned copper VSD cable for installation in super yachts and other marine applications.

Pumping Suitable for permanent submersion up to 200 metres.

PRODUCT FEATURES:

- ▶ Helps avoid reactance with other devices outside the plant
- ▶ UV stabilised
- ▶ Flame retardant
- ▶ Moisture resistant
- ▶ Suitable for permanent submersion to 200 metres
- ▶ Resistant to environmental factors such as oxidation, ozone and sunlight
- ▶ To be earthed using an EMC compatible gland
- ▶ Heat, oil and chemical resistant (*See Technical Section*)

CONSTRUCTION:

Conductor Annealed tinned copper stranded high flexibility (Class 5).

Insulation X-90.

Bedding SPVC V-90HT.

Screening Up to 6.0mm 85% tinned copper braid screen c/w 100% foil screen coverage.

Sheath Transparent PVC.

CHARACTERISTICS:

Operating Temperature Range Fixed -40°C to 90°C / Flexing -20°C to 90°C.

Maximum Conductor Temperature 90°C (Current ratings are based on 30°C air temp. See technical section for de-rating factors).

Rated Voltage U_o/U 0.6/1kV.

Max AC Operating Voltage U_o 0.7kV.

Minimum Bending Radius Fixed 7.5 x cable diameter / Flexing 15 x cable diameter.


Sheath Colour Clear.

Standard Core Colours

3 Core – Red, Black, Green/Yellow.

4 Core – Red, White, Blue, Green/Yellow.

Relevant Standards IEC 60228, IEC 60332-1, AS/NZS 5000.1, AS/NZS 1125, AS/NZS 3008, **RoHS** Compliant.

Code	No. of Cores x Size		Approx. Stranding Power No. of wires x mm	Approx. Overall Diameter (mm)	Approx. Diameter Under Screen (mm)	Approx. Weight (Kg/Km)	Nominal Amps un-enclosed protected from sun @ 30°C fixed application	3 Phase Volt Drop @ 50Hz / MAX. Conductor Temp:
	Power (mm ²)	Earth (mm ²)					Fixed Installation Touching 	90°C (Mv/Am)
MDXCY4/1.5CL	3 x 1.5 + 1 x 1.5		30/0.25	13.5	9.5	195	21	30.000
MDXCY4/2.5CL	3 x 2.5 + 1 x 2.5		50/0.25	14.5	10.6	245	29	16.400
MDXCY4/4.0CL	3 x 4.0 + 1 x 4.0		56/0.30	16.5	12.7	350	37	10.200
MDXCY4/6.0CL	3 x 6.0 + 3 x 1.5		190/0.20	19.5	16.0	445	47	6.800

HDXCY SERIES

Ultra Performance Flexible Rubber
VSD Power Cable 0.6/1kV 90°C



APPLICATIONS:

VSD Connection Designed for the connection of AC Variable Speed Drives (VSD) or where a flexible EMC screened cable is required. These cables are flexible for fixed installation as well as occasional flexing without tensile load.

RFI & EMI Protection With double screening (CBS & foil tape) and split interstitial earth cores (6mm² and above), this cable has optimum screening performance of low frequency and electromagnetic output.

Pumping Suitable for permanent submersion up to 500 metres.

PRODUCT FEATURES:

- ▶ Extra durable rubber sheath
- ▶ Prevents reactance with other devices outside the plant
- ▶ UV stabilised
- ▶ Flame retardant
- ▶ Water and moisture resistant
- ▶ Resistant to environmental factors such as oxidation, ozone and sunlight
- ▶ To be earthed using an EMC compatible gland
- ▶ Suitable for permanent submersion to 500 metres (*See Technical Section*)
- ▶ Heat, oil and chemical resistant (*See Technical Section*)

See over for full product table ▶

CONSTRUCTION:

Conductor Annealed plain copper stranded high flexibility (Class 5).

Insulation Black sheathed cables are up to 6.0mm² XLPE X-90, 10mm² and above and 5 core EPR.

Screening 3 and 4 core up to 4.0mm² aluminium / mylar tape plus tinned copper braid, 4 core 6mm² and above tinned copper braid and split earth cores, 5 core aluminium / mylar tape plus tinned copper braid (all copper braids are minimum 85% coverage plus either aluminium / mylar foil tape or split interstitial earth cores to give even greater EMC protection).

Sheath Black up to 6.0mm² NBR, Black 10mm² and above and 5 core CPE.

CHARACTERISTICS:

Operating Temperature Range Fixed -40°C to 90°C / Flexing -20°C to 90°C.

Maximum Conductor Temperature 90°C (Current ratings are based on 30°C air temp. See technical section for de-rating factors).

Rated Voltage U_o/U 0.6/1kV.

Max AC Operating Voltage U_o 0.7kV.

Minimum Bending Radius Fixed 7.5 x cable diameter / Flexing 15 x cable diameter.

Sheath Colour Black.

Standard Core Colours


3 Core – Red, Black, Green/Yellow.

4 Core – Red, White, Blue, Green/Yellow.

5 Core – Red, White, Blue, Black, Green/Yellow.

Relevant Standards IEC 60332-1, AS/NZS 5000.1, AS/NZS 1125, AS/NZS 3008, **RoHS** Compliant.

HDXCY SERIES continued

Code	No. of Cores x Size		Approx. Stranding Power	Approx. Overall Diameter	Approx. Diameter Under Screen	Approx. Weight	Nominal Amps un-enclosed protected from sun @ 30°C fixed application	3 Phase Volt Drop @ 50Hz / MAX. Conductor Temp:
	Power (mm ²)	Earth (mm ²)	No. of wires x mm	(mm)	(mm)	(Kg/Km)	Fixed Installation Touching 	90°C (Mv/Am)
HDXCY3/1.5	2 x 1.5 + 1 x 1.5		30/0.25	12.5	8.6	155	25	30.000
HDXCY3/2.5	2 x 2.5 + 1 x 2.5		50/0.25	13.5	9.6	195	33	16.400
HDXCY4/1.5	3 x 1.5 + 1 x 1.5		30/0.25	13.5	9.5	195	21	30.000
HDXCY4/2.5	3 x 2.5 + 1 x 2.5		50/0.25	14.5	10.6	245	29	16.400
HDXCY4/4.0	3 x 4.0 + 1 x 4.0		56/0.30	16.5	12.7	350	37	10.200
<i>Note – split earth conductor 4 core 6.0mm² to 150.0mm² for optimal screening</i>								
HDXCY4/6.0	3 x 6.0 + 3 x 1.5		190/0.20	19.5	16.0	445	47	6.800
HDXCY4/10	3 x 10.0 + 3 x 1.5		312/0.20	21.5	17.9	675	67	4.050
HDXCY4/16	3 x 16.0 + 3 x 2.5		484/0.20	23.5	19.5	955	89	2.550
HDXCY4/25	3 x 25.0 + 3 x 4.0		777/0.20	28.5	24.5	1455	119	1.610
HDXCY4/35	3 x 35.0 + 3 x 6.0		1094/0.20	32.0	25.7	2200	149	1.170
HDXCY4/50	3 x 50.0 + 3 x 10.0		1552/0.20	40.0	32.7	3211	187	0.868
HDXCY4/70	3 x 70.0 + 3 x 10.0		2192/0.20	43.3	35.0	3950	235	0.609
HDXCY4/95	3 x 95.0 + 3 x 16.0		2928/0.20	48.7	40.5	5126	282	0.450
HDXCY4/120	3 x 120.0 + 3 x 16.0		888/0.40	51.3	43.0	5925	333	0.366
HDXCY4/150	3 x 150.0 + 3 x 25.0		1118/0.40	58.5	49.3	7146	374	0.307
HDXCY5/2.5	4 x 2.5 + 1 x 2.5		50/0.25	18.7	13.6	533	29	16.400
HDXCY5/4.0	4 x 4.0 + 1 x 4.0		127/0.21	23.0	14.9	610	37	10.200
HDXCY5/6.0	4 x 6.0 + 1 x 6.0		84/0.30	24.0	16.5	952	47	6.800

FDXCY SERIES

High Performance Flexible VSD Power Cable 0.6/1kV 90°C



APPLICATIONS:

VSD Connection Designed for the connection of AC Variable Speed Drives (VSD) or where a flexible EMC screened cable is required. These cables are flexible for fixed installation as well as occasional flexing without tensile load.

RFI & EMI Protection With double screening (CBS & foil tape) and split interstitial earth cores (6mm² and above), this cable has optimum screening performance of low frequency and electromagnetic output.

PRODUCT FEATURES:

- ▶ Helps avoid reactance with other devices outside the plant
- ▶ UV stabilised
- ▶ Flame retardant
- ▶ Moisture resistant
- ▶ Resistant to environmental factors such as oxidation, ozone and sunlight
- ▶ To be earthed using an EMC compatible gland
- ▶ Heat, oil and chemical resistant (*See Technical Section*)

CONSTRUCTION:

Conductor Annealed plain copper stranded high flexibility (Class 5).
Insulation X-90.

Screening 85% tinned copper braid screen c/w 100% foil screen coverage.

Sheath SPVC V-90.

CHARACTERISTICS:

Operating Temperature Range Fixed -5°C to 90°C / Flexing -20°C to 90°C.

Maximum Conductor Temperature 90°C (Current ratings are based on 30°C air temp. See technical section for de-rating factors).

Rated Voltage U_o/U 0.6/1kV.


Max AC Operating Voltage U_o 0.7kV.

Minimum Bending Radius Fixed 15 x cable diameter / Flexing 10 x cable diameter.

Sheath Colour Black.

Standard Core Colours Red, White, Blue, Green/Yellow.

Relevant Standards AS/NZS 5000.1, AS/NZS 1125, AS/NZS 3808, IEC 60332-1, **RoHS** Compliant.

Code	No. of Cores x Size		Approx. Stranding Power No. of wires x mm	Approx. Overall Diameter (mm)	Approx. Weight (Kg/Km)	Nominal Amps un-enclosed protected from sun @ 30°C fixed application	3 Phase Volt Drop @ 50Hz / MAX. Conductor Temp:
	Power (mm ²)	Earth (mm ²)				Fixed Installation Touching 	90°C (Mv/Am)
FDXCY4/25	3 x 25 + 3 x 4.0		200/0.40	24.6	1135	119	1.610
FDXCY4/35	3 x 35 + 3 x 6.0		280/0.40	27.3	1497	149	1.170
FDXCY4/50	3 x 50 + 3 x 10		400/0.40	32.1	2143	187	0.868
FDXCY4/70	3 x 70 + 3 x 10		356/0.50	35.9	2779	235	0.609
FDXCY4/95	3 x 95 + 3 x 16		485/0.50	42	3680	282	0.450
FDXCY4/120	3 x 120 + 3 x 16		614/0.50	43	4498	333	0.366