



FLEXIBLE MULTI CORE CABLES

FTM Series.....	22
MTSV Series.....	23
TW-T Series.....	24
PF Series.....	25
OD Series.....	27
HD Series.....	28
MLG2 Multi Series.....	30
HO Plus Series	32
HR Series	34
HRP Series.....	36
EP Series.....	38
HDSY Series.....	40
JHCY Series	41
SMC Series	42



FLEXIBLE MULTI CORE CABLES

FTM SERIES

High Performance Flexible Twin Marine Cable 300/500V 75°C



APPLICATIONS:

Marine Suitable for wiring on pleasure craft and other marine applications requiring flexible tinned copper conductors.

Lighting Used for festoon and garden lighting where a flexible cable is required.

Audio Amplifiers and audio equipment where oxygen free copper wire is required.

PRODUCT FEATURES:

- ▶ Tinned fine stranded copper conductor
- ▶ UV stabilised
- ▶ Flame retardant
- ▶ Heat, oil and chemical resistant (*See Technical Section*)

CONSTRUCTION:

Conductor Annealed tinned copper stranded high flexibility (Class 5).

Insulation Special SPVC V-75.

Sheath SPVC 4V-75.

CHARACTERISTICS:

Operating Temperature Range Fixed -20°C to 75°C / Flexing -5°C to 75°C.

Maximum Conductor Temperature 75°C (Current ratings are based on 30°C air temp. See technical section for de-rating factors).

Rated Voltage U_o/U 300/500v.



Max AC Operating Voltage U_o 318v.

Minimum Bending Radius Fixed 10 x cable diameter / Flexing 15 x cable diameter.

Sheath Colour Black.

Standard Core Colours Red, Black.

Relevant Standards AS/NZS 1125, AS/NZS 3808, IEC 60332-1, **RoHS** Compliant.

Code	No. of Cores x Size (mm ²)	Approx. Stranding No. of wires x mm	Approx. Overall Diameter (mm)	Approx. Weight (Kg/Km)	Nominal Amps un-enclosed protected from sun @ 30°C fixed application		1 Phase Volt Drop @50Hz / MAX. Conductor Temp: 75°C (Mv/Am)
					Spaced 	Touching 	
FTM2/0.75	2 x 0.75	24/0.20	4.2h x 6.5w	38	14	12	63.200
FTM2/1.5	2 x 1.5	48/0.20	4.6h x 7.2w	60	23	21	32.300
FTM2/2.5	2 x 2.5	80/0.20	5.4h x 8.8w	90	30	29	19.400
FTM2/4.0	2 x 4.0	127/0.20	6.2h x 10.5w	130	40	38	12.000

Firstflex has taken every precaution to ensure accurate information in this catalogue, but accept no liability for any errors or omissions. Firstflex reserves the right to modify specifications at any time.

MTSV SERIES

Survey Compliant Flexible Twin Marine Cable 0.6/1kV 90°C



APPLICATIONS:

Marine Suitable for wiring on pleasure craft and commercial vessels that require survey compliant cables.

PRODUCT FEATURES:

- ▶ Tinned copper conductor
- ▶ UV stabilised
- ▶ Flame retardant
- ▶ Heat, oil and chemical resistant (*See Technical Section*)

CONSTRUCTION:

Conductor Annealed tinned copper stranded high flexibility (Class 5).

Insulation XLPE.

Sheath PVC ST2.

CHARACTERISTICS:

Temperature Range Fixed -20°C to 90°C.

Voltage Rating 0.6/1kV.

Minimum Bending Radius Fixed 10 x Cable Diameter.

Sheath Colour Black with Blue stripe, or White with Blue stripe.

Core Colour Red & Black.

Maximum Conductor temperature 90°C.

Relevant Standards AS/NZS 3004.1&2, IEC 60228,

IEC 60092-360, IEC 60092-350, IEC 60092-353, IEC 60332-3-22,

RoHS Compliant.

Code	Size (Core x mm)	Conductor Construction (mm)	Thickness of Insulation (mm)	Thickness of Sheath (mm)	Approx. Overall Diameter (mm)	Approx. Weight (Kg/Km)	Max D.C. Resistance at 20°C (m Ω/mt)
MTSV2/0.75	2 x 0.75	24/0.2	0.8	1.0	4.8 x 7.6	38	26.7
MTSV2/1.0	2 x 1.0	32/0.2	0.8	1.0	5.0 x 8.0	53	20
MTSV2/1.5	2 x 1.5	48/0.2	0.8	1.1	5.4 x 8.6	60	13.7
MTSV2/2.5	2 x 2.5	80/0.2	0.8	1.1	5.8 x 9.4	90	8.21
MTSV2/4.0	2 x 4.0	127/0.2	1.0	1.2	7.0 x 11.6	130	5.09
MTSV2/6.0	2 x 6.0	190/0.2	1.0	1.2	7.9 x 13.4	143	3.39
MTSV2/10	2 x 10	318/0.2	1.0	1.3	9.2 x 15.8	310	1.95
MTSV2/16	2 x 16	504/0.2	1.0	1.4	10.4 x 18.0	403	1.24
MTSV2/25	2 x 25	770/0.2	1.2	1.6	12.7 x 22.2	615	0.795
MTSV2/35	2 x 35	703/0.25	1.2	1.7	14.7 x 26.0	765	0.565

FLEXIBLE MULTI CORE CABLES

TW-T SERIES

High Performance Flexible Twin Marine Cable 0.6/1kV 90°C



APPLICATIONS:

Marine Flexible tinned copper for battery power supplies and winches.

Automotive Suitable for use as battery/jumper cables (indoor/outdoor) and power leads for forklifts and field conveyers.

Telecommunications Where finely stranded large cross section cables are required for minimal volt drop.

Audio Power supply to amplifiers and audio equipment where oxygen free copper wire is required.

PRODUCT FEATURES:

- ▶ Tinned fine stranded copper conductor
- ▶ UV stabilised
- ▶ Flame retardant
- ▶ Heat, oil and chemical resistant (See Technical Section)

CONSTRUCTION:

Conductor Annealed tinned copper stranded high flexibility (Class 5).

Insulation SPVC.

Sheath Transparent SPVC.

CHARACTERISTICS:

Operating Temperature Range Fixed -20°C to 90°C / Flexing -5°C to 75°C.



Maximum Conductor Temperature 90°C (Current ratings are based on 30°C air temp. See technical section for de-rating factors).

Rated Voltage 0.6/1kV.

Sheath Colour Clear sheath.

Core Colour Red and Black.

Relevant Standards DIN VDE 0250, DIN VDE 472, IEC 60332-1, AS/NZS 1125, **RoHS** Compliant.

Code	No. of Cores x Size (mm ²)	Approx. Stranding No. of wires x mm	Approx. Overall Diameter (mm)	Approx. Weight (Kg/Km)	Max D.C. Resistance at 20°C (m Ω/mt)	Nominal Amps un-enclosed protected from sun @ 30°C fixed installation 1 Phase		1 Phase Volt Drop @50Hz / MAX. Conductor Temp: 75°C (Mv/Am)
						Spaced 	Touching 	
TW02.5T	2 x 2.5	80/0.20	5.5 x 12.0	90.0	7.410	30	29	19.400
TW04T	2 x 4.0	128/0.20	6.0 x 13.0	130.0	4.950	40	38	12.000
TW06T	2 x 6.0	192/0.20	6.5 x 14.0	220.0	3.300	51	48	7.496
TW10T	2 x 10.0	322/0.20	8.0 x 17.0	340.0	1.910	72	67	4.458
TW16T	2 x 16.0	511/0.20	9.80 x 19.60	453.0	1.210	95	89	2.807
TW25T	2 x 25.0	784/0.20	11.30 x 22.60	659.0	0.780	125	119	1.778
TW35T	2 x 35.0	714/0.25	12.80 x 25.60	894.0	0.550	156	146	1.282

Size	Duty Cycle Current Rating (Amps)			
	Welding, Automotive and Battery Charging (% of a 5 minute period @ 30°C)			
	100%	60%	30%	25%
2 x 4.0	42	54	77	82
2 x 6.0	62	80	113	120
2 x 10.0	100	107	126	134
2 x 16.0	139	152	187	200
2 x 25.0	183	209	265	285
2 x 35.0	227	264	243	370

Firstflex has taken every precaution to ensure accurate information in this catalogue, but accept no liability for any errors or omissions. Firstflex reserves the right to modify specifications at any time.

PF SERIES

**High Performance Flexible Cable
250/440V 90°C**



APPLICATIONS:

Lighting Used for interconnection for various forms of lighting including fluorescent fittings, high bays / low bays, floodlights and reading lamps.

Appliance Suitable for use as interconnection leads for appliances.

Extension Leads Suitable for domestic power leads (not recommended for industrial or harsh environments).

PRODUCT FEATURES:

- ▶ Metre marked
- ▶ Extremely fine stranded copper conductor
- ▶ UV stabilised
- ▶ Flame retardant
- ▶ Heat, oil and chemical resistant (See Technical Section)

CONSTRUCTION:

Conductor Annealed plain copper stranded high flexibility (Class 5).
Insulation SPVC V-90. **Sheath** SPVC 5V-90.

CHARACTERISTICS:

Operating Temperature Range Fixed -20 to 90°C / Flexing -5 to 75°C.

Maximum Conductor Temperature 90°C (Current ratings are based on 30°C air temp. See technical section for de-rating factors).

Rated Voltage U₀/U 250/440V. **Max AC Operating Voltage** U₀ 318V.

Minimum Bending Radius Fixed 7.5 x cable diameter / Flexing 15 x cable diameter.

Sheath Colour Black, White (other colours available on request).

Standard Core Colour

2 Core – Blue, Brown. 3 Core – Blue, Brown, Green/Yellow.

4 Core – Brown, Black, Grey, Green/Yellow.

5 Core – Blue, Brown, Black, Grey, Green/Yellow.

Relevant Standards AS/NZS 3191, AS/NZS 3008, AS/NZS 3808, AS/NZS 1125, IEC 60332-1, **RoHS** Compliant.

Code	No. of Cores x Size (mm ²)	Approx. Stranding No. of wires x mm	Approx. Overall Diameter (mm)	Approx. Weight (Kg/Km)	Nominal Amps un-enclosed in air	Single Phase Volt Drop Conductor Temp: 75°C (Mv/Am)
PF02/0.5	2 x 0.5	16/0.20	5.1	40	3	94.7
PF02/0.75	2 x 0.75	24/0.20	6.5	60	7.5	63.2
PF02/1.0	2 x 1.0	32/0.20	6.8	70	10	47.5
PF02/1.5	2 x 1.5	28/0.26	7.8	100	15	32.3
PF02/2.5	2 x 2.5	47/0.26	9.6	160	20	19.4
PF02/4.0	2 x 4.0	60/0.29	10.6	180	25	12.0
PF03/0.5	3 x 0.5	16/0.20	6.4	40	3	94.7
PF03/0.75	3 x 0.75	24/0.20	6.8	70	7.5	63.2
PF03/1.0	3 x 1.0	32/0.20	7.2	100	10	47.5
PF03/1.5	3 x 1.5	28/0.26	8.5	120	15	32.3
PF03/2.5	3 x 2.5	47/0.26	10.4	150	20	19.4
PF03/4.0	3 x 4.0	60/0.29	11.5	230	25	12.0
PF04/0.5	4 x 0.5	16/0.20	6.9	60	3	94.7
PF04/0.75	4 x 0.75	24/0.20	7.5	70	7.5	63.2
PF04/1.0	4 x 1.0	32/0.20	8.1	100	10	47.5
PF04/1.5	4 x 1.5	28/0.26	9.4	140	15	32.3
PF04/2.5	4 x 2.5	47/0.26	11.5	250	20	19.4
PF04/4.0	4 x 4.0	60/0.29	12.7	300	25	12.0
PF05/0.75	5 x 0.75	24/0.20	8.1	100	7.5	63.2
PF05/1.0	5 x 1.0	32/0.20	8.8	125	10	47.5
PF05/1.5	5 x 1.5	28/0.26	9.8	170	15	32.3
PF05/2.5	5 x 2.5	47/0.26	11.7	250	20	19.4
PF05/4.0	5 x 4.0	60/0.29	13.8	360	25	12.0

Firstflex has taken every precaution to ensure accurate information in this catalogue, but accept no liability for any errors or omissions. Firstflex reserves the right to modify specifications at any time.



ON ALL FIRSTFLEX STOCKED CABLES

YES - THAT MEANS FROM 0.22mm² TO 500mm²



OD SERIES

Ultra Performance Flexible
Cable 300/500V 90°C



APPLICATIONS:

Extension Leads Used on construction sites due to its outstanding flexibility and excellent coiling characteristics in cold conditions.

Power For machine tools, construction and engineering equipment and conveyers.

PRODUCT FEATURES:

- ▶ UV stabilised
- ▶ Flame retardant
- ▶ Extremely flexible
- ▶ Water and moisture resistant
- ▶ Suitable for permanent submersion to 200 metres
- ▶ Heat, oil and chemical resistant (*See Technical Section*)

CONSTRUCTION:

Conductor Annealed plain copper stranded extreme flexibility (Class 5 & 6).

Insulation SER V-90.

Sheath SER105.

CHARACTERISTICS:

Operating Temperature Range Fixed -20°C to 90°C / Flexing -5°C to 75°C.

Maximum Conductor Temperature 90°C (Current ratings are based on 30°C air temp. See technical section for de-rating factors).

Rated Voltage U_o/U 300/500v.

Max AC Operating Voltage U_o 318v.

Minimum Bending Radius Fixed 5 x cable diameter / Flexing 6 x cable diameter.

Sheath Colour Black, Orange (Blue, Yellow in 3 x 1.5mm only. Subject to availability).


Standard Core Colour

2 Core – Blue, Brown.

3 Core – Blue, Brown, Green/Yellow.

4 Core – Grey, Brown, Black, Green/Yellow.

Relevant Standards AS/NZS 3191, IEC 60227, IEC 60332-1, AS/NZS 3808, AS/NZS 3008, **RoHS** Compliant.

Code	No. of Cores x Size (mm ²)	Approx. Stranding No. of wires x mm	Approx. Overall Diameter (mm)	Approx. Weight (Kg/Km)	Nominal Amps un-enclosed protected from sun @ 30°C fixed application		3 Phase Volt Drop @50Hz / MAX. Conductor Temp: 90°C (Mv/Am)
					Touching		
OD2/1.0	2 x 1.0	32/0.20	6.8	70	10		46.800
OD3/1.0	3 x 1.0	32/0.20	7.4	80	10		46.800
OD3/1.5	3 x 1.5	48/0.20	8.4	105	16		30.000
OD3/2.5	3 x 2.5	80/0.20	10.0	160	20		16.400
OD4/1.0	4 x 1.0	32/0.20	8.0	100	10		46.800
OD4/1.5	4 x 1.5	48/0.20	9.2	130	16		30.000
OD4/2.5	4 x 2.5	80/0.20	11.2	200	20		16.400

CHEMTUFF ONESKIN ON SERIES

Ultra Performance Flexible Cable
Single Sheath 0.6/1kV 90°C

APPLICATIONS:

Chemtuff Used in applications that require a greater resistance to chemicals, solvents, oils and fats.

Extension Leads Used on construction sites due to its 0.6/1kV heavy duty insulation, outstanding flexibility and cable memory. Suitable for tough climatic and mechanical conditions.

Power For machine tools, construction and engineering equipment and conveyers.

Pumping Suitable for permanent submersion to 200 metres.

Lighting & Entertainment With its extra durable SER sheath, this cable is suitable for outdoor temporary power supply and lighting leads.

PRODUCT FEATURES:

- ▶ UV stabilised
- ▶ Flame retardant
- ▶ Extremely flexible
- ▶ Water and moisture resistant
- ▶ Suitable for permanent submersion to 200 metres
- ▶ Heat, oil and chemical resistant (*See Technical Section*)

See over for full product table ▶



CONSTRUCTION:

Conductor Annealed plain copper stranded extreme flexibility (Class 5 & 6).

Insulation X-90.

Sheath SER105.

CHARACTERISTICS:

Operating Temperature Range Fixed -40°C to 90°C / Flexing -20°C to 90°C.

Maximum Conductor Temperature 90°C (Current ratings are based on 30°C air temp. See technical section for de-rating factors).

Rated Voltage U_o/U 0.6/1kV.

Max AC Operating Voltage U_o 0.7kV.

Minimum Bending Radius Fixed 5 x cable diameter / Flexing 6 x cable diameter.

Sheath Colour Black, Orange (ON3/1.5 also available in blue, yellow)

Standard Core Colour

2 Core – Blue, Brown.

3 Core – Blue, Brown, Green/Yellow.


4 Core – Grey, Brown, Black, Green/Yellow.

5 Core – Blue, Red, White, Black, Green/Yellow.

Relevant Standards AS/NZS 3191, AS/NZS 5000.1, AS/NZS 3308, IEC 60227, IEC 60332-1, **RoHS** Compliant.

FLEXIBLE MULTI CORE CABLES

CHEMTUFF ONESKIN ON SERIES continued

Code	No. of Cores x Size (mm ²)	Approx. Stranding No. of wires x mm	Approx. Overall Diameter (mm)	Approx. Weight (Kg/Km)	Nominal Amps un-enclosed protected from sun @ 30°C fixed application		3 Phase Volt Drop @50Hz / MAX. Conductor Temp: 90°C (Mv/Am)
					Touching		
ON2/1.5	2 x 1.5	48/0.20	9.0	110	25		30.000
ON2/2.5	2 x 2.5	80/0.20	10.2	162	33		16.400
ON3/1.5	3 x 1.5	48/0.20	9.7	137	21		30.000
ON3/2.5	3 x 2.5	80/0.20	10.9	184	29		16.400
ON3/4.0	3 x 4.0	127/0.20	13.3	310	37		10.200
ON3/6.0	3 x 6.0	190/0.20	14.2	396	47		6.800
ON4/1.5	4 x 1.5	48/0.20	10.7	160	21		30.000
ON4/2.5	4 x 2.5	80/0.20	12.0	229	29		16.400
ON4/4.0	4 x 4.0	127/0.20	14.6	384	37		10.200
ON4/6.0	4 x 6.0	190/0.20	15.5	496	47		6.800
ON5/1.5	5 x 1.5	48/0.20	11.7	198	21		30.000
ON5/2.5	5 x 2.5	80/0.20	13.2	279	29		16.400
ON5/4.0	5 x 4.0	127/0.20	16.3	472	37		10.200
ON5/6.0	5 x 6.0	190/0.20	16.8	607	47		6.800
ON5/16	5 x 16.0	504/0.20	23.6	1549	89		2.550

Firstflex has taken every precaution to ensure accurate information in this catalogue, but accept no liability for any errors or omissions. Firstflex reserves the right to modify specifications at any time.

FLEXIBLE MULTI CORE CABLES

HD SERIES

Ultra Performance Flexible Cable Double Sheath 0.6/1kV 90°C



APPLICATIONS:

Extension Leads Used on construction sites due to its outstanding flexibility and cable memory. Suitable for tough climatic and mechanical conditions.

Power With a separator acting as a second sheath this cable provides extra safety for machine tools, construction and engineering equipment and conveyers.

Pumping Suitable for permanent submersion to 200 metres.

Lighting & Entertainment With its extra durable SER sheath, this cable is suitable for outdoor temporary power supply and lighting leads.

PRODUCT FEATURES:

- ▶ UV stabilised
- ▶ Flame retardant
- ▶ Extremely flexible
- ▶ Water and moisture resistant
- ▶ Suitable for permanent submersion to 200 metres
- ▶ Heat, oil and chemical resistant (See *Technical Section*)

See over for full product table ▶

CONSTRUCTION:

Conductor Annealed plain copper stranded extreme flexibility (Class 5 & 6).

Insulation X-90.

Separator An added separator or bedding of extruded V-90HT material for safety and durability. Silicate powder lubricant between cores and inner sheath to reduce friction.

Sheath SER105.

CHARACTERISTICS:

Operating Temperature Range Fixed -40°C to 90°C / Flexing -20°C to 90°C.

Maximum Conductor Temperature 90°C (Current ratings are based on 30°C air temp. See technical section for de-rating factors).

Rated Voltage U_o/U 0.6/1kV.

Max AC Operating Voltage U_o 0.7kV.

Minimum Bending Radius Fixed 5 x cable diameter / Flexing 6 x cable diameter.

Sheath Colour Black, Orange.

Standard Core Colour

2 Core – Blue, Brown.


3 Core – Blue, Brown, Green/Yellow.

4 Core – Grey, Brown, Black, Green/Yellow.

5 Core – Blue, Red, White, Black, Green/Yellow.

Relevant Standards AS/NZS 3191, AS/NZS 5000.1, AS/NZS 3308, IEC 60227, IEC 60332-1, **RoHS** Compliant.

HD SERIES continued

Code	No. of Cores x Size (mm ²)	Approx. Stranding No. of wires x mm	Approx. Overall Diameter (mm)	Approx. Weight (Kg/Km)	Nominal Amps un-enclosed protected from sun @ 30°C fixed application		3 Phase Volt Drop @50Hz / MAX. Conductor Temp: 90°C (Mv/Am)
					Touching		
HD02/1.5	2 x 1.5	48/0.20	10.0	130	25		30.000
HD02/2.5	2 x 2.5	80/0.20	10.8	165	33		16.400
HD03/1.0	3 x 1.0	32/0.20	9.8	90	17		46.800
HD03/1.5	3 x 1.5	48/0.20	10.5	140	21		30.000
HD03/2.5	3 x 2.5	80/0.20	12.4	194	29		16.400
HD03/4.0	3 x 4.0	127/0.20	14.4	319	37		10.200
HD03/6.0	3 x 6.0	190/0.20	15.9	406	47		6.800
HD04/1.5	4 x 1.5	48/0.20	11.6	170	21		30.000
HD04/2.5	4 x 2.5	80/0.20	14.0	239	29		16.400
HD04/4	4 x 4.0	127/0.20	16.0	394	37		10.200
HD04/6.0	4 x 6.0	190/0.20	19.0	505	47		6.800
HD04/10	4 x 10.0	318/0.20	25.8	975	67		4.050
HD04/16	4 x 16.0	504/0.20	28.6	1285	89		2.550
HD05/1.5	5 x 1.5	48/0.20	13.0	210	21		30.000
HD05/2.5	5 x 2.5	80/0.20	15.4	289	29		16.400
HD05/4.0	5 x 4.0	127/0.20	17.4	482	37		10.200
HD05/6.0	5 x 6.0	190/0.20	21.0	619	47		6.800
HD05/10	5 x 10.0	318/0.20	28.1	1190	67		4.050
HD05/16	5 x 16.0	504/0.20	31.7	1590	89		2.550

MLG2 MULTI SERIES

Ultra Performance Flexible Rubber Industrial / Marine Cable 0.6/1kV 90°C AS/NZS 5000.1, IEC 60092, HO7RN-F



APPLICATIONS:

Hazardous Areas With correct explosion proof glands this cable can be installed in locations subject to explosion hazards rated 0.6/1kV (DIN VDE 0165).

Waste Water Treatment Plants Suitable for submersion in polluted liquids and aggressive environments up to 10 metres.

Lighting & Entertainment With its extra durable CPE sheath this cable is suitable for outdoor temporary power supplies and lighting leads.

Marine Flexible tinned copper & Lloyds approved cable for installation in pleasure craft, super yachts and other marine applications.

Power Used on construction sites due to its outstanding flexibility, durability and industrial performance.

Pumping Suitable for permanent submersion to 500 metres.

PRODUCT FEATURES:

- ▶ Tinned fine stranded copper conductor
- ▶ UV stabilised
- ▶ Flame retardant
- ▶ Water and moisture resistant
- ▶ Good elongation at break
- ▶ Good Dielectric properties
- ▶ Resistant to environmental factors such as oxidation, ozone and sunlight
- ▶ Very good behaviour to variations of outdoor temperature
- ▶ Suitable for permanent submersion to 500 metres
- ▶ Good tensile strength, tearing strength and abrasion resistance
- ▶ Heat, oil and chemical resistant (See *Technical Section*)

See over for full product table ▶

CONSTRUCTION:

Conductor Annealed tinned copper stranded high flexibility (Class 5).

Insulation EPR R90.

Sheath CPE Elastomer Rubber.

CHARACTERISTICS:

Operating Temperature Range Fixed -40°C to 90°C / Flexing -25°C to 90°C.

Maximum Conductor Temperature 90°C.

Rated Voltage U_o/U 0.6/1kV.

Minimum Bending Radius Fixed 4 x cable diameter / flexing 6 x cable diameter.

Sheath Colour Black.

Standard Core Colours

MLCON-G2

3 to 19 Core - Black Numbered + Green/Yellow

ML-G2

2 Core - Blue, Brown

3 Core - Blue, Brown, Green/Yellow

4 Core - Brown, Black, Grey, Green/Yellow

5 Core - Blue, Brown, Black, Grey, Green/Yellow

Multi Core - Black Numbered + Green/Yellow

Relevant Standards DIN VDE 0295, DIN VDE 0165, IEC 60092-360 IEC 60092-353, IEC 60092-359, IEC 60092-351, AS/NZS 1125, AS/NZS 3808, **RoHS** Compliant.

AS/NZS 5000.1 Electric cables for working voltage 0.6/1kV.

IEC 60092-360 Electrical installations in ships - Part 360: Insulating and sheathing materials for shipboard and offshore units, power, control, instrumentation and telecommunication cables.


IEC 60092-350 Electrical installations in ships - Part 350: General construction and test methods.

IEC 60332-3-22 Test for vertical flame spread of vertically-mounted bunched wires or cables.

HO7RN-F Harmonised type heavy duty rubber cable construction (1.5mm² and above).

Certification Approvals Lloyds Type Approval CEF/SA.

MLG2 MULTI SERIES continued


Code	No. of Cores x Size (mm ²)	Approx. Stranding No. of wires x mm	Approx. Overall Diameter +/- 10% (mm)	Approx. Weight (Kg/Km)	Nominal Amps un-enclosed protected from sun @ 30°C fixed application Touching 	3 Phase Volt Drop @50Hz / MAX. Conductor Temp: 90°C (Mv/Am)
COMPLIES ONLY TO IEC 60092-350. CORE COLOURS: BLACK NUMBERED + GRN/YEL						
MLCON03/1.0BKG2	3 x 1.0	32 x 0.20	10.1	128	18	46.800
MLCON04/1.0BKG2	4 x 1.0	32 x 0.20	11.0	160	16	46.800
MLCON05/1.0BKG2	5 x 1.0	32 x 0.20	12.1	172	14	46.800
MLCON07/1.0BKG2	7 x 1.0	32 x 0.20	12.8	191	12	46.800
MLCON12/1.0BKG2	12 x 1.0	32 x 0.20	16.9	287	12	46.800
MLCON19/1.0BKG2	19 x 1.0	32 x 0.20	20.2	432	12	46.800
COMPLIES TO AS/NZS 5000.1, IEC 60092-350 & H07RN-F TYPE						
ML02/1.5BKG2	2 x 1.5	30/0.25	10.8	130	25	30.000
ML02/2.5BKG2	2 x 2.5	50/0.25	11.8	190	33	16.400
ML02/4.0BKG2	2 x 4.0	56/0.30	13.2	260	44	10.200
ML02/6.0BKG2	2 x 6.0	84/0.30	15.0	350	56	6.800
ML02/10.0BKG2	2 x 10.0	80/0.40	20.1	538	67	4.050
ML02/16.0BKG2	2 x 16.0	128/0.40	22.9	749	89	2.550
ML03/1.5BKG2	3 x 1.5	30/0.25	11.6	160	21	30.000
ML03/2.5BKG2	3 x 2.5	50/0.25	12.7	230	29	16.400
ML03/4.0BKG2	3 x 4.0	56/0.30	14.2	320	37	10.200
ML03/6.0BKG2	3 x 6.0	84/0.30	16.1	425	47	6.800
ML03/10.0BKG2	3 x 10.0	80/0.40	21.5	765	67	4.050
ML03/16.0BKG2	3 x 16.0	128/0.40	24.0	1060	89	2.550
ML04/1.5BKG2	4 x 1.5	30/0.25	12.8	200	21	30.000
ML04/2.5BKG2	4 x 2.5	50/0.25	13.9	290	29	16.400
ML04/4.0BKG2	4 x 4.0	56/0.30	15.6	400	37	10.200
ML04/6.0BKG2	4 x 6.0	84/0.30	17.9	540	47	6.800
ML04/10.0BKG2	4 x 10.0	80/0.40	23.0	930	67	4.050
ML04/16.0BKG2	4 x 16.0	128/0.40	26.0	1300	89	2.550
ML04/25.0BKG2	4 x 25.0	200/0.40	32.0	1950	119	1.610
ML04/35.0BKG2	4 x 35.0	280/0.40	35.0	2330	149	1.170
ML04/50.0BKG2	4 x 50.0	400/0.40	40.0	3200	187	0.868
ML05/1.5BKG2	5 x 1.5	30/0.25	14.0	240	21	30.000
ML05/2.5BKG2	5 x 2.5	50/0.25	15.3	350	29	16.400
ML05/4.0BKG2	5 x 4.0	56/0.30	17.3	500	37	10.200
ML05/6.0BKG2	5 x 6.0	84/0.30	19.8	670	47	6.800
ML05/10.0BKG2	5 x 10.0	80/0.40	25.8	1140	67	4.050
ML05/16.0BKG2	5 x 16.0	128/0.40	29.0	1610	89	2.550
ML05/25.0BKG2	5 x 25.0	200/0.40	35.0	2440	119	1.610
ML05/35.0BKG2	5 x 35.0	280/0.40	38.0	3310	149	1.170
ML07/1.5BKG2	7 x 1.5	30/0.25	15.3	330	15	30.000
ML07/2.5BKG2	7 x 2.5	50/0.25	17.0	470	20	16.400
ML12/1.5BKG2	12 x 1.5	30/0.25	20.8	480	15	30.000
ML12/2.5BKG2	12 x 2.5	50/0.25	22.9	690	20	16.400
ML19/1.5BKG2	19 x 1.5	30/0.25	24.7	710	15	30.000

Firstflex has taken every precaution to ensure accurate information in this catalogue, but accept no liability for any errors or omissions. Firstflex reserves the right to modify specifications at any time.



HO PLUS SERIES

Ultra Performance Flexible Rubber Cable 0.6/1kV 90°C



APPLICATIONS:

Hazardous Areas With correct explosion proof glands this cable can be installed in locations subject to explosion hazards rated 0.6/1kV (DIN VDE 0165).

Waste Water Treatment Plants Suitable for submersion in polluted liquids and aggressive environments up to 10 metres.

Lighting & Entertainment With its extra durable CPE sheath this cable is suitable for outdoor temporary power supplies and lighting leads.

Marine Flexible tinned copper cable for installation in pleasure craft and other marine applications.

Power Used on construction sites due to its outstanding flexibility, durability and industrial performance.

Pumping Suitable for permanent submersion to 200 metres.

Materials and Handling Systems Suitable for cable spring reelers and large energy chains.

PRODUCT FEATURES:

- ▶ Tinned fine stranded copper conductor
- ▶ UV stabilised
- ▶ Flame retardant
- ▶ Water and moisture resistant
- ▶ Good elongation at break
- ▶ Resistant to environmental factors such as oxidation, ozone and sunlight
- ▶ Suitable for permanent submersion to 200 metres
- ▶ Good tensile strength, tearing strength and abrasion resistance
- ▶ Heat, oil and chemical resistant (See Technical Section)

CONSTRUCTION:

Conductor Annealed tinned copper stranded high flexibility (Class 5).

Insulation EPR R90.

Sheath CPE Elastomer Rubber.

CHARACTERISTICS:

Operating Temperature Range Fixed -40°C to 90°C / Flexing -25°C to 90°C.

Maximum Conductor Temperature 90°C (Current ratings are based on 30°C air temp. See technical section for de-rating factors).

Rated Voltage Uo/U 0.6/1kV.

Max AC Operating Voltage Uo 0.7kV.

Minimum Bending Radius Fixed 4 x cable diameter / flexing 6 x cable diameter / Drag chains and spring reelers 10 x cable diameter.

Sheath Colour Black.

Standard Core Colours

2 Core – Blue, Brown.

3 Core – Blue, Brown, Green/Yellow.


4 Core – Brown, Black, Grey, Green/Yellow.

5 Core – Blue, Brown, Black, Grey, Green/Yellow.

Multi Core – Black Numbered + Green/Yellow.


Relevant Standards H07RN-F Type, DIN VDE 0295, DIN VDE 0165, IEC 60332-1, EN 50363, EN 50525-2-21, **RoHS** Compliant.

[See over for full product table](#)

Code	No. of Cores x Size (mm ²)	Approx. Stranding No. of wires x mm	Approx. Overall Diameter +/- 10% (mm)	Approx. Weight (Kg/Km)	Nominal Amps un-enclosed protected from sun @ 30°C fixed application Touching 	3 Phase Volt Drop @50Hz / MAX. Conductor Temp: 90°C (Mv/Am)
H05RN-F 300/500V						
HO2/0.75B	2 x 0.75	24/0.20	6.4	62	12	54.800
HO2/1.0B	2 x 1.0	32/0.20	7.0	72	20	46.800
HO3G0.75B	3 x 0.75	24/0.20	7.0	77	12	54.800
HO3G1.0B	3 x 1.0	32/0.20	7.1	125	20	46.800
HO4G0.75B	4 x 0.75	24/0.20	8.8	78	11	54.800
HO4G1.0B	4 x 1.0	32/0.20	10.0	155	17	46.800
H07RN-F 0.6/1kV						
HO2/1.5B	2 x 1.5	30/0.25	10.8	130	25	30.000
HO2/2.5B	2 x 2.5	50/0.25	11.8	190	33	16.400

Firstflex has taken every precaution to ensure accurate information in this catalogue, but accept no liability for any errors or omissions. Firstflex reserves the right to modify specifications at any time.

FLEXIBLE MULTI CORE CABLES

Code	No. of Cores x Size (mm ²)	Approx. Stranding No. of wires x mm	Approx. Overall Diameter +/- 10% (mm)	Approx. Weight (Kg/Km)	Nominal Amps un-enclosed protected from sun @ 30°C fixed application Touching 	3 Phase Volt Drop
						@50Hz / MAX. Conductor Temp: 90°C (Mv/Am)
HO2/4.0B	2 x 4.0	56/0.30	13.8	260	44	10.200
HO2/6.0B	2 x 6.0	84/0.30	15.0	350	56	6.800
HO2/10B	2 x 10.0	80/0.40	20.1	538	79	4.050
HO2/16B	2 x 16.0	128/0.40	22.9	749	106	2.550
HO3G1.5B	3 x 1.5	30/0.25	11.6	160	21	30.000
HO3G2.5B	3 x 2.5	50/0.25	12.7	230	29	16.400
HO3G4.0B	3 x 4.0	56/0.30	14.0	320	37	10.200
HO3G6.0B	3 x 6.0	84/0.30	16.1	425	47	6.800
HO3G10B	3 x 10.0	80/0.40	21.0	765	67	4.050
HO3G16B	3 x 16.0	128/0.40	24.0	1060	89	2.550
HO3G25B	3 x 25.0	200/0.40	29.0	1560	119	1.610
HO4G1.0BH07	4 x 1.0	32/0.20	10.5	175	17	46.800
HO4G1.5B	4 x 1.5	30/0.25	12.8	200	21	30.000
HO4G2.5B	4 x 2.5	50/0.25	13.9	290	29	16.400
HO4G4.0B	4 x 4.0	56/0.30	15.6	400	37	10.200
HO4G6.0B	4 x 6.0	84/0.30	17.9	540	47	6.800
HO4G10B	4 x 10.0	80/0.40	23.0	930	67	4.050
HO4G16B	4 x 16.0	128/0.40	26.0	1300	89	2.550
HO4G25B	4 x 25.0	200/0.40	32.0	1950	119	1.610
HO4G35B	4 x 35.0	280/0.40	35.0	2330	149	1.170
HO4G50B	4 x 50.0	400/0.40	40.0	3200	187	0.868
HO4G70B	4 x 70.0	356/0.50	45.0	4200	235	0.609
HO4G95B	4 x 95.0	485/0.50	51.0	5490	282	0.450
HO4G120B	4 x 120.0	614/0.50	56.0	7098	333	0.366
HO5G1.0HO7	5 x 1.0	32/0.20	12.0	162	17	46.800
HO5G1.5B	5 x 1.5	30/0.25	14.0	240	21	30.000
HO5G2.5B	5 x 2.5	50/0.25	15.3	350	29	16.400
HO5G4.0B	5 x 4.0	56/0.30	17.3	500	37	10.200
HO5G6.0B	5 x 6.0	84/0.30	19.8	670	47	6.800
HO5G10B	5 x 10.0	80/0.40	25.8	1140	67	4.050
HO5G16B	5 x 16.0	128/0.40	29.0	1610	89	2.550
HO5G25B	5 x 25.0	200/0.40	35.0	2440	119	1.610
HO5G35B	5 x 35.0	280/0.40	39.0	3310	149	1.170
HO5G50B	5 x 50.0	400/0.40	45.0	4000	187	0.868
HO5G70B	5 x 70.0	356/0.50	48.7	5256	235	0.609
HO5G95B	5 x 95.0	485/0.50	56.6	6780	282	0.450
HO7G1.5B	7 x 1.5	30/0.25	15.3	330	15	30.000
HO7G2.5B	7 x 2.5	50/0.25	17.0	470	20	16.400
HO7G4.0B	7 x 4.0	56/0.30	21.5	660	27	10.200
HO7G6.0B	7 x 6.0	84/0.30	24.8	956	35	6.800
HO12G1.5B	12 x 1.5	30/0.25	20.8	480	15	30.000
HO12G2.5B	12 x 2.5	50/0.25	22.9	690	20	16.400
HO18G1.5B	18 x 1.5	30/0.25	22.0	690	15	30.000
HO18G2.5B	18 x 2.5	50/0.25	26.5	1010	20	16.400
HO27G1.5B	27 x 1.5	30/0.25	28.1	1102	15	30.000
HO27G2.5B	27 x 2.5	50/0.25	33.5	1521	20	16.400

Firstflex has taken every precaution to ensure accurate information in this catalogue, but accept no liability for any errors or omissions. Firstflex reserves the right to modify specifications at any time.



HR SERIES

High Performance Flexible Rubber Cable 450/750V 60°C



APPLICATIONS:

Hazardous Areas With correct explosion proof glands this cable can be installed in locations subject to explosion hazards rated 0.6/1kV (DIN VDE 0165).

Waste Water Treatment Plants Suitable for submersion in polluted liquids and aggressive environments up to 10 metres.

Lighting & Entertainment With its extra durable CPE sheath this cable is suitable for outdoor temporary power supplies and lighting leads.

Power Used on construction sites due to its outstanding flexibility, durability and cable memory.

Pumping Suitable for permanent submersion to 200 metres.

Materials and Handling Systems Suitable for cable spring reelers and large energy chains.

PRODUCT FEATURES:

- ▶ UV stabilised
- ▶ Flame retardant
- ▶ Water and moisture resistant
- ▶ Good elongation at break
- ▶ Resistant to environmental factors such as oxidation, ozone and sunlight
- ▶ Suitable for permanent submersion to 200 metres
- ▶ Good tensile strength, tearing strength and abrasion resistance
- ▶ Heat, oil and chemical resistant (*See Technical Section*)

CONSTRUCTION:

Conductor Annealed plain copper stranded high flexibility (Class 5).

Insulation SER.

Sheath SER.

CHARACTERISTICS:

Operating Temperature Range Fixed -40°C to 60°C /

Flexing -30°C to 60°C.

Maximum Conductor Temperature 60°C.

Rated Voltage U_o/U 450/750V (Fixed laying permitted up to 1000V).

Minimum Bending Radius Fixed 5 x cable diameter.

Sheath Colour Black.

Standard Core Colours

2 Core – Blue, Brown.

3 Core – Blue, Brown, Green/Yellow.

4 Core – Brown, Black, Grey, Green/Yellow.

5 Core – Blue, Brown, Black, Grey, Green/Yellow.

Multi Core – Black Numbered + Green/Yellow.


Relevant Standards HO7RN-F, HD361 S2/S3, VDE 0295, VDE 0282,

IEC 60811-2-1, VDE 0293-308, EN 60811-2-1, IEC 60332-1,

CE Directive 2006/95/EC, and **RoHS** Compliant.

[See over for full product table ▶](#)

HR SERIES continued

Code	No. of Cores x Size	Approx. Stranding	Approx. Overall Diameter	Approx. Weight	Nominal Amps un-enclosed protected from sun @ 30°C fixed application	3 Phase Volt Drop @ 50Hz / MAX . Conductor Temp:
	(mm ²)	No. of wires x mm	+/- 10% (mm)	(Kg/Km)	Touching 	90°C (Mv/Am)
HR3G1.5	3 x 1.5	30/0.25	10.5	130	15	30.000
HR3G2.5	3 x 2.5	50/0.25	12.5	191	21	16.400
HR4G1.5	4 x 1.5	30/0.25	11.5	162	16	30.000
HR4G2.5	4 x 2.5	50/0.25	13.8	238	22	16.400
HR4G4.0	4 x 4.0	56/0.31	15.5	331	30	10.200
HR4G6.0	4 x 6.0	84/0.30	17.5	472	37	6.800
HR4G10	4 x 10.0	30/0.40	23.7	718	52	4.050
HR4G16	4 x 16.0	1280/0.40	26.9	1068	69	2.550
HR4G25	4 x 25.0	200/0.41	33.4	1400	92	1.610
HR4G35	4 x 35.0	280/0.41	36.8	1870	114	1.170
HR4G50	4 x 50.0	400/0.40	42.6	3200	143	0.868
HR4G70	4 x 70.0	356/0.50	48.3	4200	178	0.609
HR4G95	4 x 95.0	485/0.50	54.7	5490	210	0.450
HR4G120	4 x 120.0	614/0.50	59.5	7098	246	0.366
HR5G1.5	5 x 1.5	30/0.25	12.5	195	16	30.000
HR5G2.5	5 x 2.5	50/0.25	15.0	291	22	16.400
HR5G4.0	5 x 4.0	56/0.31	17.7	411	30	10.200
HR5G6.0	5 x 6.0	84/0.31	19.8	581	38	6.800
HR5G10	5 x 10.0	80/0.41	26.0	896	54	4.050
HR5G16	5 x 16.0	128/0.41	30.0	1810	71	2.550
HR5G25	5 x 25.0	200/0.40	36	2440	94	1.610
HR5G35	5 x 35.0	280/0.40	41	3310	114	1.170
HR5G50	5 x 50.0	400/0.40	45.0	4000	143	0.868
HR5G70	5 x 70.0	356/0.50	52.5	5256	178	0.609
HR5G95	5 x 95.0	485/0.50	56.6	6780	210	0.450
HR7G1.5	7 x 1.5	30/0.25	16.0	330	12	30.000
HR7G2.5	7 x 2.5	50/0.25	18.5	470	16	16.400
HR12G1.5	12 x 1.5	30/0.25	19.0	480	10	30.000
HR12G2.5	12 x 2.5	50/0.25	22.5	690	14	16.400
HR19G1.5	19 x 1.5	30/0.25	23.5	788	7	30.000
HR19G2.5	19 x 2.5	50/0.25	27.7	1068	10	16.400
HR24G1.5	24 x 1.5	30/0.25	27.5	968	7	30.000
HR24G2.5	24 x 2.5	50/0.25	32.6	1400	7.5	16.400

HRP SERIES

High Performance Flexible
Rubber Cable C/W 2 X PILOT
0.6/1kV 90°C



APPLICATIONS:

Pumping Complete with two 1.5mm pilots, this cable is suitable for permanent submersion to 100 metres.

Waste Water Treatment Plants Suitable for submersion in polluted liquids and aggressive environments up to 10 metres.

Lighting and Entertainment With its extra durable CPE sheath, this cable is suitable for outdoor temporary power supplies and lighting leads.

Marine Flexible tinned copper cable for installation in pleasure craft and other marine applications.

PRODUCT FEATURES:

- ▶ UV stabilised
- ▶ Tinned fine stranded copper conductor
- ▶ Flame retardant
- ▶ Water and moisture resistant
- ▶ Good dielectric properties
- ▶ Resistant to environmental factors such as oxidation, ozone & sunlight
- ▶ Very good behaviour to variations of outdoor temperatures
- ▶ Good tensile strength, tearing strength, and abrasion resistance
- ▶ Good elongation at break
- ▶ Heat, oil and chemical resistant (See Technical Section)

CONSTRUCTION:

Conductor Annealed tinned copper stranded high flexibility (Class 5).

Insulation R-90.

Sheath CPE Elastomer Rubber.

CHARACTERISTICS:

Operating Temperature Range Fixed -40°C to 90°C / Flexing -25°C to 90°C.

Maximum Conductor Temperature 90°C (Current ratings are based on 30°C air temp. See technical section for de-rating factors).

Rated Voltage U_o/U 0.6/1kV.

Max AC Operating Voltage U_o 0.7kV.



Minimum Bending Radius Fixed 4 x cable diameter / Flexing 6 x cable diameter.

Sheath Colour Black.

Standard Core Colours

4 Core – Brown, Black, Grey, Green/Yellow + 2 x white numbered pilots.

Relevant Standards DIN VDE 0295, DIN VDE 0165, IEC 60332-1, EN 50363, EN 50525-2-21, **RoHS** Compliant.

Code	No. of Cores x Size (mm ²)	Approx. Stranding No. of wires x mm	Approx. Overall Diameter +/- 10% (mm)	Approx. Weight (Kg/Km)	Nominal Amps un-enclosed protected from sun @ 30°C fixed application		3 Phase Volt Drop @ 50Hz / MAX. Conductor Temp: 90°C (Mv/Am)
					Touching 		
HRP4G1.5	4 x 1.5 + (2 x 1.5)	30/0.25 (30/0.25)	15.0	310	21		30.000
HRP4G2.5	4 x 2.5 + (2 x 1.5)	50/0.25 (30/0.25)	17.3	420	29		16.400
HRP4G4.0	4 x 4.0 + (2 x 1.5)	56/0.30 (30/0.25)	20.3	570	37		10.200
HRP4G6.0	4 x 6.0 + (2 x 1.5)	84/0.30 (30/0.25)	24.0	720	47		6.800
HRP4G10	4 x 10 + (2 x 1.5)	80/0.40 (30/0.25)	27.5	1170	67		4.050
HRP4G16	4 x 16 + (2 x 1.5)	128/0.40 (30/0.25)	29.5	1310	89		2.550
HRP4G25	4 x 25 + (2 x 1.5)	200/0.40(30/0.25)	33.5	1910	119		1.610
HRP4G35	4 x 35 + (2 x 1.5)	280/0.40(30/0.25)	37.5	2460	149		1.170

EP SERIES

Extreme Performance Flexible Cable 0.6/1kV 90°C



APPLICATIONS:

Food, Beverage & Laboratory With its microbe and hydrolysis resistant and super durable PUR sheath this cable suits the food and beverage industry and laboratory environments.

Mobile Tools Suitable for floor sanding and drills where extreme wear resistance and reverse bending is required.

Power With its extra durable PUR sheath this cable is suitable for outdoor temporary power supplies, extension leads and agricultural equipment.

Materials and Handling Systems Suitable for cable spring reeler and large energy chains.

Low Temperature Extreme flexibility in low temperatures such as freezers and ski fields.

PRODUCT FEATURES:

- ▶ Extreme resistance to abrasion, tearing & notching
- ▶ Good reverse bending strength (min 30,000 reverse bends VDE0472)
- ▶ Non-marking sheath
- ▶ Microbe and hydrolysis resistant
- ▶ Halogen free
- ▶ UV stabilised
- ▶ Flame retardant
- ▶ Resistant to environmental factors such as oxidation, ozone & sunlight
- ▶ Very good behaviour to variations of outdoor temperatures
- ▶ Good tensile strength, tearing strength and abrasion resistance
- ▶ Good elongation at break
- ▶ Good dielectric properties
- ▶ Avian and rodent resistance
- ▶ Water and moisture resistance
- ▶ Resistance to seawater and wastewater
- ▶ Heat, oil and chemical resistant (*See Technical Section*)

See over for full product table ▶

CONSTRUCTION:

Conductor Annealed plain copper stranded high flexibility (Class 5).

Insulation EPR R90 Type E14 (to HD22) PETP.

Inner Sheath TPE 6mm² and above.

Sheath PUR halogen free polyurethane compound type TPU acc. To HD22.10 S1.

CHARACTERISTICS:

Operating Temperature Range Fixed -45°C to 90°C / Flexing -40°C to 90°C

Maximum Conductor Temperature 90°C (Current ratings are based on 30°C air temp. See technical section for de-rating factors).

Rated Voltage U_o/U 300/500v H05BQ-F. U_o/U 0.6/1kV H07BQ-F.

Minimum Bending Radius Fixed 4 x cable diameter / Freely flexing 5 x cable diameter / Drag chains and spring reeler 10 x diameter.

Sheath Colour Orange.

Standard Core Colours

2 Core – Blue, Brown.


3 Core – Blue, Brown, Green/Yellow.

4 Core – Brown, Black, Grey, Green/Yellow.

5 Core – Blue, Brown, Black, Grey, Green/Yellow.

Relevant Standards DIN VDE 0295, DIN VDE 0293-308, (HAR) HD22.10.S1, IEC 60228, **CE** Directive 2006/95/EC and **RoHS** Compliant.

EP SERIES continued

Code	No. of Cores x Size	Approx. Stranding	Approx. Overall Diameter + / - 10%	Approx. Weight	Nominal Amps un-enclosed protected from sun @ 30°C fixed application	3 Phase Volt Drop @ 50Hz / MAX. Conductor Temp:
	(mm ²)	No. of wires x mm	(mm)	(Kg/Km)	Touching 	90°C (Mv/Am)
HO5BQ-F 300/500V						
EP2/0.75OR	2 x 0.75	24/0.20	7.0	65	12	54.800
EP2/1.0OR	2 x 1.0	32/0.20	7.5	78	20	46.800
EP3G0.75OR	3 x 0.75	24/0.20	7.5	78	12	54.800
EP3G1.0OR	3 x 1.0	32/0.20	8.0	91	20	46.800
EP4G0.75OR	4 x 0.75	24/0.20	8.0	91	11	54.800
EP4G1.0OR	4 x 1.0	32/0.20	8.5	108	17	46.800
EP5G0.75OR	5 x 0.75	24/0.20	9.0	113	11	54.800
EP5G1.0OR	5 x 1.0	32/0.20	9.5	137	17	46.800
HO7BQ-F 0.6/1kV						
EP2/1.5OR	2 x 1.5	30/0.25	9.0	111	25	30.000
EP3G1.5OR	3 x 1.5	30/0.25	9.5	130	25	30.000
EP3G2.5OR	3 x 2.5	50/0.25	11.0	191	33	16.400
EP3G4.0OR	3 x 4.0	56/0.30	13.0	266	44	10.200
EP4G1.5OR	4 x 1.5	30/0.25	10.5	162	21	30.000
EP4G2.5OR	4 x 2.5	50/0.25	12.5	238	29	16.400
EP4G4.0OR	4 x 4.0	56/0.30	14.0	331	37	10.200
EP4G6.0OR	4 x 6.0	84/0.30	16.5	472	47	6.800
EP4G10.0OR	4 x 10.0	80/0.40	21.1	718	67	4.050
EP4G16.0OR	4 x 16.0	128/0.40	23	1068	89	2.550
EP4G25.0OR	4 x 25.0	200/0.40	29.7	1400	119	1.610
EP4G35.0OR	4 x 35.0	280/0.40	33	1870	149	1.170
EP5G1.5OR	5 x 1.5	30/0.25	11.5	195	21	30.000
EP5G2.5OR	5 x 2.5	50/0.25	13.5	291	29	16.400
EP5G4.0OR	5 x 4.0	56/0.30	16.0	411	37	10.200
EP5G6.0OR	5 x 6.0	84/0.30	20	581	47	6.800
EP5G10.0OR	5 x 10.0	80/0.40	23	896	67	4.050
EP5G16.0OR	5 x 16.0	128/0.40	27	1210	119	2.550
EP7G1.5OR	7 x 1.5	30/0.25	14.0	291	15	30.000
EP7G2.5OR	7 x 2.5	50/0.25	16.5	431	20	16.400

HDSY SERIES

Ultra Performance Flexible Rubber SWB Cable Double Sheath 0.6/1kV 90°C



APPLICATIONS:

Hazardous Areas With correct explosion proof glands this cable can be installed in locations subject to explosion hazards.

Power Special steel wire braided flexible cable for where extra mechanical protection is required on machine tools, construction and engineering equipment, conveyors and other industrial applications.

PRODUCT FEATURES:

- ▶ Excellent safety and durability
- ▶ Very high flexibility
- ▶ UV stabilised
- ▶ Flame retardant
- ▶ Abrasion resistant
- ▶ Suitable for permanent submersion to 200 metres
- ▶ Resistant to environmental factors such as oxidation, ozone & sunlight
- ▶ Heat, oil, petrol and chemical resistant (*See Technical Section*)

CONSTRUCTION:

Conductor Annealed plain copper stranded high flexibility (Class 5).

Insulation Special SPVC.

Separator Added separator or bedding of extruded or taped NBR material for safety and durability. Silicate powder lubricant between cores and inner sheath to reduce friction.

Screening Braiding of galvanised steel wires for electrical screening and mechanical protection. 82% coverage.

Sheath Special NBR.

CHARACTERISTICS:

Operating Temperature Range Fixed -20°C to 90°C / Flexing -20°C to 90°C.

Maximum Conductor Temperature 90°C (Current ratings are based on 30°C air temp. See technical section for de-rating factors).

Rated Voltage U_o/U 0.6/1kV.

Max AC Operating Voltage U_o 0.7kV.

Minimum Bending Radius Fixed 10 x cable diameter / Flexing 15 x cable diameter.

Sheath Colour Black.


Standard Core Colours

3 Core – Blue, Brown, Green/Yellow.

4 Core – Blue, Brown, Black, Green/Yellow.

Relevant Standards IEC 60092-3, IEC 60092-350, IEC 60092-353, IEC 60332-1, AS/NZS 5000.1, AS/NZS 1125, AS/NZS 3808,

RoHS Compliant.

Code	No. of Cores x Size (mm ²)	Approx. Stranding No. of wires x mm	Approx. Overall Diameter (mm)	Approx. Weight (Kg/Km)	Nominal Amps enclosed protected from sun @ 30°C fixed application		3 Phase Volt Drop @ 50Hz / MAX. Conductor Temp: 75°C (Mv/Am)
					Touching		
HDSY03/1.5	3 x 1.5	48/0.20	12.8	220	21	28.600	
HDSY03/2.5	3 x 2.5	80/0.20	14.2	260	29	15.600	
HDSY04/1.5	4 x 1.5	48/0.20	13.6	261	18	28.600	
HDSY04/2.5	4 x 2.5	80/0.20	15.2	295	24	15.600	

JHCY SERIES

High Performance Flexible CBS
Cable Double Sheath
0.6/1kV 90°C



APPLICATIONS:

Control and Signals for use on machines, portable tools, conveying equipment and other industrial applications requiring screened cables for EMC. These cables are flexible for installation and intermittent flexible use with free movement without tensile stress.


PRODUCT FEATURES:


- ▶ Tinned fine stranded copper conductor
- ▶ High flexibility
- ▶ Prevents external interference
- ▶ UV stabilised
- ▶ Flame retardant
- ▶ To be earthed at both ends using EMC compatible glands
- ▶ Heat, oil and chemical resistant (*See Technical Section*)

CONSTRUCTION:

- Conductor** Annealed tinned copper stranded high flexibility (Class 5).
- Insulation** Special SPVC T12 V90.
- Inner Sheath** SPVC.
- Screening** Tinned copper braid 85% coverage.
- Sheath** Special SPVC TM2.

CHARACTERISTICS:

- Operating Temperature Range** Fixed -20°C to 90°C / Flexing -5°C to 90°C.
- Maximum Conductor Temperature** 90°C (Current ratings are based on 30°C air temp. See technical section for de-rating factors).
- Rated Voltage** U_o/U 0.6/1kV.
- Max AC Operating Voltage** U_o 0.7kV.
- Minimum Bending Radius** Fixed 7.5 x cable diameter / Flexing 15 x cable diameter.
- Sheath Colour** Black.
- Standard Core Colours** Black (numbered) + 1 Green/Yellow Earth.
- Relevant Standards** DIN VDE 0295, IEC 60228, DIN VDE 0281-1, VDE 0293, IEC 60332-1,  Directive 2006/95/EC and **RoHS** Compliant.

Code	No. of Cores x Size	Approx. Stranding	Approx. Overall Diameter	Approx. Weight	Nominal Amps un-enclosed protected from sun @ 30°C fixed application	3 Phase Volt Drop @ 50Hz / MAX. Conductor Temp:
	(mm ²)	No. of wires x mm	(mm)	(Kg/Km)	Touching 	75°C (Mv/Am)
JHCY05/4.0	5 x 4.0	56/0.30	18.6	700	32	10.200
JHCY07/1.5	7 x 1.5	30/0.25	16.0	383	15	30.000
JHCY07/2.5	7 x 2.5	50/0.25	17.9	561	20	16.400
JHCY12/1.5	12 x 1.5	30/0.25	19.6	592	15	30.000
JHCY12/2.5	12 x 2.5	50/0.25	21.9	857	20	16.400
JHCY18/1.5	18 x 1.5	30/0.25	23.4	806	15	30.000
JHCY18/2.5	18 x 2.5	50/0.25	26.1	1355	20	16.400

FLEXIBLE MULTI CORE CABLES

SMC SERIES

Flexible Industrial Copper Braid Earth Screened Cable 0.6/1KV 90°C



APPLICATIONS:

Power Suitable for indoor/outdoor power supplies and industrial applications.

Safety Copper braid for earth connection and screening purposes.

Leads Suitable for dry and damp industrial applications

PRODUCT FEATURES:

- ▶ Yellow sheath for high visibility
- ▶ Tear, notch, pressure and water resistance
- ▶ UV stabilised
- ▶ Flame retardant
- ▶ Resistant to environmental factors like oxidation, ozone and sunlight
- ▶ Heat, oil and chemical resistant (*See Technical Section*)

CONSTRUCTION:

Conductor Annealed fine wires of plain electrolytic copper stranded for HIGH flexibility VDE 0295 (Class 5).

Insulation V-90HT.

Inner Sheath SER V-90HT.

Screening Flexible copper braid (For earth connection).

Sheath SER V-90HT.

CHARACTERISTICS:

Operating Temperature Range Fixed -20°C to 90°C / Flexing -5°C to 90°C.

Maximum Conductor Temperature 90°C (Current ratings are based on 30°C air temp. See technical section for de-rating factors).

Rated Voltage U_o/U 0.6/1kV.


Max AC Operating Voltage U_o 0.7kV.


Sheath Colour Yellow.

Standard Core Colours

4 Core – Red, White, Blue, Black. (CBS for earth connection).

Relevant Standards AS/NZS 5000.1, AS/NZS 3008, AS/NZS 1125, AS/NZS 3808, IEC 60332-1, **RoHS** Compliant.

Code	No. of Cores x Size (mm ²)	Approx. Stranding No. of wires x mm	Approx. Overall Diameter (mm)	Approx. Weight (Kg/Km)	Nominal Amps unenclosed protected from sun @ 30°C fixed application Touching 	Single Phase Volt Drop @ 50Hz / MAX. Conductor Temp:	MAX Conductor Resistance @ 20°C	MAX Screened Resistance @ 20°C
						90°C (Mv/Am)	Ω /km	Ω /km
SMC02/2.5YEL	2 x 2.5	50/0.25	13.5	270	21	18.9	7.98	7.98
SMC02/6.0YEL	2 x 6.0	84/0.30	17.4	450	47	7.85	3.3	3.3

Code	No. of Cores x Size (mm ²)	Approx. Stranding No. of wires x mm	Approx. Overall Diameter (mm)	Approx. Weight (Kg/Km)	Nominal Amps unenclosed protected from sun @ 30°C fixed application Touching 	3 Phase Volt Drop @ 50Hz / MAX. Conductor Temp:	MAX Conductor Resistance @ 20°C	MAX Screened Resistance @ 20°C
						90°C (Mv/Am)	Ω /km	Ω /km
SMC04/6.0YEL	4 x 6.0	84/0.30	20.5	650	47	6.800	3.3	3.3
SMC04/16YEL	4 x 16.0	231/0.30	29.2	1407	89	2.550	1.21	1.21

Firstflex has taken every precaution to ensure accurate information in this catalogue, but accept no liability for any errors or omissions. Firstflex reserves the right to modify specifications at any time.