

FLEXIBLE SINGLE CORE CABLES

CFX SERIES

**Standard Performance Flexible
(Fixed application) SDI Cable
0.6/1kV 90°C**



APPLICATIONS:

Power Switchboards, submains & subcircuits, buried & in underground or overhead ducts, transformers, load banks or other equipment requiring fixed applications.

Pumping Suitable for permanent submersion to 200 metres.

Generator Sets As leads for temporary power supplies.

Telecommunications Where finely stranded large cross section cables are required for minimal volt drop in a fixed application.

PRODUCT FEATURES:

- ▶ Small overall diameter for tight spaces
- ▶ Flame retardant
- ▶ Water and moisture resistant
- ▶ Suitable for permanent submersion to 200 metres
- ▶ UV stabilised
- ▶ Heat, oil and chemical resistant (See Technical Section)

CONSTRUCTION:

Conductor Annealed plain copper stranded flexibility (Class 5).

Insulation XLPE.

Sheath 5V-90

CHARACTERISTICS:

Operating Temperature Range Fixed -40°C to 90°C

Maximum Conductor Temperature 90°C (Current ratings are based on 30°C air temp. See technical section for de-rating factors).




Rated Voltage U_0/U 0.6/1kV.

Max AC Operating Voltage U_0 0.7kV.

Minimum Bending Radius Fixed 4 x cable diameter / Flexing 6 x cable diameter.

Sheath Colour Black. (Red subject to availability).

Relevant Standards IEC 60332-1, AS/NZS 5000.1, AS/NZS 1125, AS/NZS 3808, AS/NZS 3008, **RoHS** Compliant.

| Code | No. of Cores x Size (mm ²) | Approx. Overall Diameter (mm) | Approx. Weight (Kg/Km) | Nominal Amps un-enclosed protected from sun @ 30°C fixed installation 3 Phase | | | 3 Phase Volt Drop @50Hz / MAX. Conductor Temp: 90°C (Mv/Am) |
|--------|---|----------------------------------|---------------------------|--|---|--|--|
| | | | | Spaced  | Spaced from Surface  | Touching  | |
| CFX016 | 1 x 16.0 | 9.20 | 215 | 117 | 100 | 94 | 2.550 |
| CFX025 | 1 x 25.0 | 10.82 | 310 | 156 | 133 | 125 | 1.620 |
| CFX035 | 1 x 35.0 | 12.00 | 415 | 195 | 166 | 158 | 1.170 |
| CFX050 | 1 x 50.0 | 13.72 | 560 | 245 | 210 | 194 | 0.872 |
| CFX070 | 1 x 70.0 | 15.60 | 780 | 311 | 265 | 248 | 0.615 |
| CFX095 | 1 x 95.0 | 17.25 | 990 | 375 | 319 | 298 | 0.457 |
| CFX120 | 1 x 120.0 | 19.00 | 1270 | 447 | 381 | 354 | 0.373 |
| CFX150 | 1 x 150.0 | 21.05 | 1575 | 517 | 440 | 409 | 0.316 |
| CFX185 | 1 x 185.0 | 23.21 | 1945 | 594 | 505 | 470 | 0.269 |
| CFX240 | 1 x 240.0 | 25.74 | 2420 | 716 | 608 | 565 | 0.227 |
| CFX300 | 1 x 300.0 | 28.25 | 3150 | 827 | 701 | 650 | 0.202 |
| CFX400 | 1 x 400.0 | 32.11 | 4370 | 1000 | 840 | 780 | 0.183 |
| CFX500 | 1 x 500.0 | 35.75 | 5275 | 1168 | 972 | 903 | 0.170 |
| CFX630 | 1 x 630.0 | 40.57 | 6400 | 1382 | 1133 | 1052 | 0.160 |

Firstflex has taken every precaution to ensure accurate information in this catalogue, but accept no liability for any errors or omissions. Firstflex reserves the right to modify specifications at any time.