




HO PLUS SERIES

Ultra Performance Flexible Rubber Cable 0.6/1kV 90°C



APPLICATIONS:

Hazardous Areas With correct explosion proof glands this cable can be installed in locations subject to explosion hazards rated 0.6/1kV (DIN VDE 0165).

Waste Water Treatment Plants Suitable for submersion in polluted liquids and aggressive environments up to 10 metres.

Lighting & Entertainment With its extra durable CPE sheath this cable is suitable for outdoor temporary power supplies and lighting leads.

Marine Flexible tinned copper cable for installation in pleasure craft and other marine applications.

Power Used on construction sites due to its outstanding flexibility, durability and industrial performance.

Pumping Suitable for permanent submersion to 200 metres.

Materials and Handling Systems Suitable for cable spring reelers and large energy chains.

PRODUCT FEATURES:

- ▶ Tinned fine stranded copper conductor
- ▶ UV stabilised
- ▶ Flame retardant
- ▶ Water and moisture resistant
- ▶ Good elongation at break
- ▶ Resistant to environmental factors such as oxidation, ozone and sunlight
- ▶ Suitable for permanent submersion to 200 metres
- ▶ Good tensile strength, tearing strength and abrasion resistance
- ▶ Heat, oil and chemical resistant (See Technical Section)

CONSTRUCTION:

Conductor Annealed tinned copper stranded high flexibility (Class 5).

Insulation EPR R90.

Sheath CPE Elastomer Rubber.

CHARACTERISTICS:

Operating Temperature Range Fixed -40°C to 90°C / Flexing -25°C to 90°C.

Maximum Conductor Temperature 90°C (Current ratings are based on 30°C air temp. See technical section for de-rating factors).

Rated Voltage Uo/U 0.6/1kV.

Max AC Operating Voltage Uo 0.7kV.

Minimum Bending Radius Fixed 4 x cable diameter / flexing 6 x cable diameter / Drag chains and spring reelers 10 x cable diameter.

Sheath Colour Black.

Standard Core Colours

2 Core – Blue, Brown.

3 Core – Blue, Brown, Green/Yellow.


4 Core – Brown, Black, Grey, Green/Yellow.

5 Core – Blue, Brown, Black, Grey, Green/Yellow.

Multi Core – Black Numbered + Green/Yellow.


Relevant Standards H07RN-F Type, DIN VDE 0295, DIN VDE 0165, IEC 60332-1, EN 50363, EN 50525-2-21, **RoHS** Compliant.

[See over for full product table](#)

Code	No. of Cores x Size (mm ²)	Approx. Stranding No. of wires x mm	Approx. Overall Diameter +/- 10% (mm)	Approx. Weight (Kg/Km)	Nominal Amps un-enclosed protected from sun @ 30°C fixed application Touching 	3 Phase Volt Drop @50Hz / MAX. Conductor Temp: 90°C (Mv/Am)
H05RN-F 300/500V						
HO2/0.75B	2 x 0.75	24/0.20	6.4	62	12	54.800
HO2/1.0B	2 x 1.0	32/0.20	7.0	72	20	46.800
HO3G0.75B	3 x 0.75	24/0.20	7.0	77	12	54.800
HO3G1.0B	3 x 1.0	32/0.20	7.1	125	20	46.800
HO4G0.75B	4 x 0.75	24/0.20	8.8	78	11	54.800
HO4G1.0B	4 x 1.0	32/0.20	10.0	155	17	46.800
H07RN-F 0.6/1kV						
HO2/1.5B	2 x 1.5	30/0.25	10.8	130	25	30.000
HO2/2.5B	2 x 2.5	50/0.25	11.8	190	33	16.400

Firstflex has taken every precaution to ensure accurate information in this catalogue, but accept no liability for any errors or omissions. Firstflex reserves the right to modify specifications at any time.

FLEXIBLE MULTI CORE CABLES

Code	No. of Cores x Size (mm ²)	Approx. Stranding No. of wires x mm	Approx. Overall Diameter +/- 10% (mm)	Approx. Weight (Kg/Km)	Nominal Amps un-enclosed protected from sun @ 30°C fixed application Touching 	3 Phase Volt Drop
						@50Hz / MAX. Conductor Temp: 90°C (Mv/Am)
HO2/4.0B	2 x 4.0	56/0.30	13.8	260	44	10.200
HO2/6.0B	2 x 6.0	84/0.30	15.0	350	56	6.800
HO2/10B	2 x 10.0	80/0.40	20.1	538	79	4.050
HO2/16B	2 x 16.0	128/0.40	22.9	749	106	2.550
HO3G1.5B	3 x 1.5	30/0.25	11.6	160	21	30.000
HO3G2.5B	3 x 2.5	50/0.25	12.7	230	29	16.400
HO3G4.0B	3 x 4.0	56/0.30	14.0	320	37	10.200
HO3G6.0B	3 x 6.0	84/0.30	16.1	425	47	6.800
HO3G10B	3 x 10.0	80/0.40	21.0	765	67	4.050
HO3G16B	3 x 16.0	128/0.40	24.0	1060	89	2.550
HO3G25B	3 x 25.0	200/0.40	29.0	1560	119	1.610
HO4G1.0BH07	4 x 1.0	32/0.20	10.5	175	17	46.800
HO4G1.5B	4 x 1.5	30/0.25	12.8	200	21	30.000
HO4G2.5B	4 x 2.5	50/0.25	13.9	290	29	16.400
HO4G4.0B	4 x 4.0	56/0.30	15.6	400	37	10.200
HO4G6.0B	4 x 6.0	84/0.30	17.9	540	47	6.800
HO4G10B	4 x 10.0	80/0.40	23.0	930	67	4.050
HO4G16B	4 x 16.0	128/0.40	26.0	1300	89	2.550
HO4G25B	4 x 25.0	200/0.40	32.0	1950	119	1.610
HO4G35B	4 x 35.0	280/0.40	35.0	2330	149	1.170
HO4G50B	4 x 50.0	400/0.40	40.0	3200	187	0.868
HO4G70B	4 x 70.0	356/0.50	45.0	4200	235	0.609
HO4G95B	4 x 95.0	485/0.50	51.0	5490	282	0.450
HO4G120B	4 x 120.0	614/0.50	56.0	7098	333	0.366
HO5G1.0HO7	5 x 1.0	32/0.20	12.0	162	17	46.800
HO5G1.5B	5 x 1.5	30/0.25	14.0	240	21	30.000
HO5G2.5B	5 x 2.5	50/0.25	15.3	350	29	16.400
HO5G4.0B	5 x 4.0	56/0.30	17.3	500	37	10.200
HO5G6.0B	5 x 6.0	84/0.30	19.8	670	47	6.800
HO5G10B	5 x 10.0	80/0.40	25.8	1140	67	4.050
HO5G16B	5 x 16.0	128/0.40	29.0	1610	89	2.550
HO5G25B	5 x 25.0	200/0.40	35.0	2440	119	1.610
HO5G35B	5 x 35.0	280/0.40	39.0	3310	149	1.170
HO5G50B	5 x 50.0	400/0.40	45.0	4000	187	0.868
HO5G70B	5 x 70.0	356/0.50	48.7	5256	235	0.609
HO5G95B	5 x 95.0	485/0.50	56.6	6780	282	0.450
HO7G1.5B	7 x 1.5	30/0.25	15.3	330	15	30.000
HO7G2.5B	7 x 2.5	50/0.25	17.0	470	20	16.400
HO7G4.0B	7 x 4.0	56/0.30	21.5	660	27	10.200
HO7G6.0B	7 x 6.0	84/0.30	24.8	956	35	6.800
HO12G1.5B	12 x 1.5	30/0.25	20.8	480	15	30.000
HO12G2.5B	12 x 2.5	50/0.25	22.9	690	20	16.400
HO18G1.5B	18 x 1.5	30/0.25	22.0	690	15	30.000
HO18G2.5B	18 x 2.5	50/0.25	26.5	1010	20	16.400
HO27G1.5B	27 x 1.5	30/0.25	28.1	1102	15	30.000
HO27G2.5B	27 x 2.5	50/0.25	33.5	1521	20	16.400

Firstflex has taken every precaution to ensure accurate information in this catalogue, but accept no liability for any errors or omissions. Firstflex reserves the right to modify specifications at any time.