



CAMP & MARINE

Campground and Marina Power Supply Units	224
Motorhome and Caravan Electrical Fittings	226
Camping and Marine Accessories ...	227
Coin / Token Operated Meter.....	228
Multi Coin/ Token Operated Meter...	229



Campground and Marina Power Supply Units

Campground and Marina power supply pillars are the better way to power up New Zealand's Holiday Parks and Marinas. We have a range of options to the way electricity is provided for Campground, Caravan Park and Marina users.

We can incorporate Kilowatt Hour Meters to measure power usage and charge customers only what they use.



PRODUCT FEATURES:

- ▶ New Zealand design, manufactured from all plastic materials to ensure long life, particularly in our harsh seaside environments
- ▶ Light controls include automatic daylight sensing
- ▶ Your choice of 1, 2, 3 or 4 outlet options
- ▶ Window access to RCD protection
- ▶ Sealed against flying insect intrusion

CONSTRUCTION:

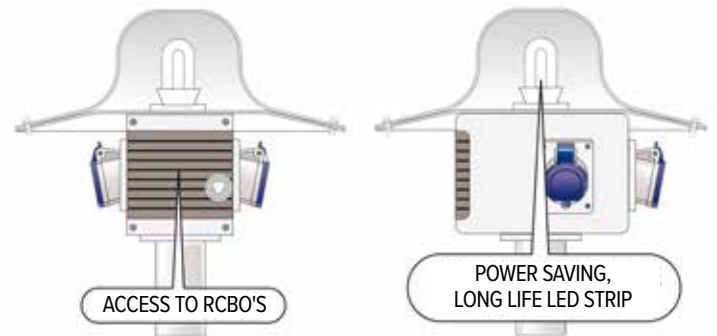
Construction PVC (Exception: Supply Pillar which has Powder Coated Aluminium base & frame with PVC front and back panels)

Outlets Unless otherwise requested, outlets are IEC 60309-2 16 Amp 230V 2 P + E.

IP44 rated – Caravan Supply Box

IP67 rated - Marina Supply Pillar & Supply Box.

RCBOs Each outlet has an RCBO in the circuit.




OPTIONAL EXTRAS:

LIGHT An LED light is optional. Which can include a photo cell that will bring on the light automatically at dusk and switch it off again at dawn. The light can also be switched off manually.

KILOWATT HOUR METER Kilowatt Hour Meters are optional. These can be fitted to the Power Supply Box or Pillar to enable billing of each site for actual power used. Giving the Campground or Marina Site manager the option to charge for power.

ACCESSORIES A comprehensive range of plugs, sockets, mounting boxes and other accessories are also available.



Campground and Marina Power Supply Units continued...



Caravan Supply Box	
Code	Description
CARSUPBX1	C/Van Box 1Way + Pole
CARSUPBX1L	C/Van Box 1Way + Light + Pole
CARSUPBX2	C/Van Box 2Way + Pole
CARSUPBX2L	C/Van Box 2Way + Light + Pole
CARSUPBX3	C/Van Box 3Way + Pole
CARSUPBX3L	C/Van Box 3Way + Light + Pole
CARSUPBX4	C/Van Box 4Way + Pole
CARSUPBX4L	C/Van Box 4Way + Light + Pole

All outlets RCBO protected

Caravan Supply Box Wall or Post Mounted	
Code	Description
CARSUPBX1W	C/Van Box 1Way Wall/Post Mount
CARSUPBX2W	C/Van Box 2Way Wall/Post Mount
CARSUPBX3W	C/Van Box 3Way Wall/Post Mount
CARSUPBX4W	C/Van Box 4Way Wall/Post Mount

All outlets RCBO protected

The Caravan Supply Box can be manufactured to mount on our 90mm (outside diameter) PVC pole (or a pole of the same diameter that you may wish to supply). Alternatively, it can be mounted on a flat base.

Please specify your requirements when placing an order, advise if it is to be used in a Campground or Marina application. A 2 Metre PVC mounting pole comes standard with this unit.



Caravan / Marine Supply Pillar	
Code	Description
PILLAR1	C/Van Pillar 1Way
PILLAR1L	C/Van Pillar 1Way + Light
PILLAR2	C/Van Pillar 2Way
PILLAR2L	C/Van Pillar 2Way + Light
PILLAR3	C/Van Pillar 3Way
PILLAR3L	C/Van Pillar 3Way + Light
PILLAR4	C/Van Pillar 4Way
PILLAR4L	C/Van Pillar 4Way + Light

All outlets RCBO protected



Marina Supply Box Wall or Post Mounted	
Code	Description
MARSUPBX1W	Marina Box 1Way Wall/Post Mount
MARSUPBX2W	Marina Box 2Way Wall/Post Mount
MARSUPBX3W	Marina Box 3Way Wall/Post Mount
MARSUPBX4W	Marina Box 4Way Wall/Post Mount

All outlets RCBO protected


Want to add a Kilowatt Hour Meter?

If you wish to include Kilowatt Hour Meters to your outlets on a Supply Box or Pillar please add 'KWH' to the end of the product code when ordering.



Firstflex has taken every precaution to ensure accurate information in this catalogue, but accept no liability for any errors or omissions. Firstflex reserves the right to modify specifications at any time.

Motorhome and Caravan Electrical Fittings



EXTERNAL



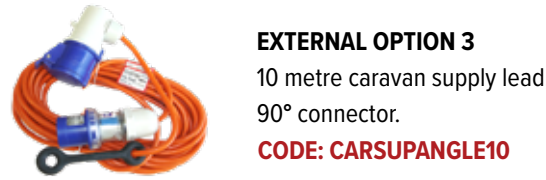
CARAVAN CONVERSION KIT
Contains Scame IP67 Connector, IP67 Inlet and IP44 Plug
CODE: CCK67



EXTERNAL OPTION 1
Surface mounted inlet with 10 metre caravan supply lead.



EXTERNAL OPTION 2
10 metre caravan supply lead with hardwire junction box.
CODE: CARSUP10HW



EXTERNAL OPTION 3
10 metre caravan supply lead, 90° connector.
CODE: CARSUPANGLE10

Firstflex has taken every precaution to ensure accurate information in this catalogue, but accept no liability for any errors or omissions. Firstflex reserves the right to modify specifications at any time.



Camping and Marine Accessories

Campmate - RCD Protected Power Lead

- ▶ For use when camping in tents / outdoor functions / workshops and anywhere else that electricity is being used in a potentially unsafe environment
- ▶ Rugged construction
- ▶ Waterproof rating IP44
- ▶ 10 Amp domestic outlet
- ▶ Protected by RCD safety switch
- ▶ 15 metre lead, connector and plug



Code: CAMPMATE15

Caravan Supply Leads

Supply lead for caravans and motorhomes to connect to campground power supply units.

- ▶ 10, 15, 20 or 30 metre lead connector and plug
- ▶ Complete with strain relief Dog Bone



Code	Description
CARSUP10	10 metre with IP44 Plug & IP67 Connector
CARSUP10B	10 metre with IP44 Plug and Connector
CARSUP15	15 metre with IP44 Plug & IP67 Connector
CARSUP20	20 metre with IP44 Plug & IP67 Connector
CARSUP30	30 metre with IP44 Plug & IP67 Connector
DOGBON	Cable Strain Relief (sold separately)

Marina Power Tool Lead

To supply power to tools and appliances used onboard when the vessel does not have its own shore power switchboard.

- ▶ Waterproof 10 Amp outlet, MCB or RCBO overload
- ▶ 10, 15 or 20 metre long lead, plus marina plug



Code	Description
MARSUP10	10 metre
MARSUP15	15 metre
MARSUP20	20 metre

Add an 'E' at the end of code to have the RCBO option provided.
eg. MARSUP10E = Marina Power Tool Lead with an RCBO.

Firstflex has taken every precaution to ensure accurate information in this catalogue, but accept no liability for any errors or omissions. Firstflex reserves the right to modify specifications at any time.

Demo15 - Single Phase Kilowatt Hour Meter

A single phase electronic watt-hour meter that uses microelectronics techniques to accurately and directly measure 50Hz or 60Hz active energy consumption.

This product can be fitted to our Power Supply Box or Pillars to enable billing of each site for actual power usage.

Code: DEMO15



Caravan Supply Adaptor

Power your motorhome from a domestic outlet.

- ▶ From 10 Amp domestic lead to 16 Amp connector - 1.2 metre lead
- ▶ Protection with 10 Amp MCB to protect the house supply. Services may be reduced in the caravan
- ▶ Suitable for indoor use only.
- ▶ Complies with AS/NZS 3820:2009+A1, Tested to AS/NZS 3760

Code: CARSUPADA



CheckMate - Inline Power Meter

Suitable for campgrounds and holiday parks with existing power supply boxes. Add to an existing power supply box to allow you to measure and charge for electricity used.

- ▶ IP66 weatherproof and UV resistant enclosure with DIN-mounted kilowatt hour meter
- ▶ Simply install a single lead to sites where potential usage would be greater than that allowed for in the general site charge
- ▶ 16A plug IP44 & 16A connector IP67
- ▶ 10 metre heavy duty power lead

Code: CHECKMATE



Managing Electricity in Campgrounds & Holiday Parks

Coin/ Token Operated Meter

The ET30KL meter is a 30 Amp coin or token operated electronic timer.

- ▶ High impact ABS case
- ▶ LCD display shows remaining credit
- ▶ Credits can be set from 1 second to 99 hours and 59 minutes
- ▶ Can operate by tokens or 50¢ or \$1.00 coins for a set time period, number of power units used etc
- ▶ Single coin/ token or pre-set tariff per session
- ▶ Override key-switch for match play and maintenance is included.
- ▶ Credit save facility

ADDITIONAL INFORMATION

- ▶ Multi coin capable; each coin adds preset time to total (e.g. 5+5+5 minutes)
- ▶ Auto 'Coin Box Full' notification

USES

- ▶ Showers and laundry facilities
- ▶ Sports indoor and outdoor court lighting
- ▶ Public facilities

CHARACTERISTICS:

Input Voltage 230V AC

Switching capacity (at 240V AC) 7000 VA resistive

Power consumption 22 watts maximum

Dimensions 270mm x 183mm x 93mm (HxWxD)

Weight 1.4kg

Case material High impact ABS

Override switch option (for match play etc) Key operated (now included)

Standards conform to EN 60730-1:1992 including part 2.7

1989 EMC directive Generic Standards EN50081-1, EN50082-1



This meter is intended for use with fixed wiring only.

Code	Description
ET30KL	Coin/Token Operated Meter
ET30TOKEN	Tokens
ET30CK50	50c Coin Conversion Kit
ET30CK1.00	\$1.00 Coin Conversion Kit



Convert unit to accept coins

ET30KL unit comes as a token timer, however it can be converted to accept 50¢ or \$1.00 coins. All you need to do is advise which coin and the time your customer would like it preset to. Conversion kits are an additional cost.



Managing Electricity in Campgrounds & Holiday Parks

Multi Coin / Token Operated Meter

The multi coin token timer is designed for security and flexibility incorporating the key features requested by customers. It is a powerful and configurable timer.

The timer can be programmed to suit the majority of customers' requirements. The electronic coin mechanism recognises up to six different coins and tokens of any currency. The time period may be set in minutes and seconds or hours and minutes mode.

- ▶ Choice of coin or card operation
- ▶ Accepts up to six different coins or tokens
- ▶ Large capacity but hidden coin box
- ▶ Key override
- ▶ User programmable
- ▶ Steel body reduces vandalism and theft
- ▶ Digital display (minutes/seconds or hours/minutes)
- ▶ Learns coins or tokens on site, ideal for currency changes
- ▶ Optional smart card
- ▶ Optional PC or network interface
- ▶ Various programmable options
- ▶ Real time 24 hour clock
- ▶ 7kVA switching (30 Amp resistive)



USES

- ▶ Showers and laundry facilities
- ▶ Sports indoor and outdoor court lighting
- ▶ Public facilities

CHARACTERISTICS:

Input Voltage 230v AC 50/60 Hz or as requested.

Colour White epoxy polyester powder case, blue moulded fascia

Switching Capacity 1kVA std. (3.15 Amp resistive), 7kVA optional (30 Amp resistive).

Power Consumption Less than 10W.

Time Intervals Programmable minutes/seconds or hours/minutes to a max of 99 hours 59 minutes.

Display 0.6 inch high green LED.

Coin User Programmable.

Dimensions H: 275mm W: 204mm D: 90mm.

Weight 3.7kg.

Case 18swg mild steel.

Lock Radial 8 pin with two keys.

Cashbox capacity 450 x 23mm diameter coins.

Code	Description
ETW2000R	Multi Coin/Token Operated Timer
ET30TOKEN	Tokens