



MARINE & OFFSHORE CABLES

MLG2 Single Series.....	52
MLG2 Multi Series.....	53
SMA Series.....	55
SOU Series.....	58
RFOU Series.....	60
MTR Series.....	62
MST Series.....	63
MBS Series	64
MFE Series.....	65
MTS Series.....	66
MTSV Series.....	67
FTM Series.....	68
TW-T Series.....	69



MLG2 SINGLE SERIES

Ultra Performance Flexible Rubber
Industrial / Marine Cable 0.6/1kV 90°C
AS/NZS 5000.1, IEC 60092-350, HO7RN-F



APPLICATIONS:

Hazardous Areas With correct explosion proof glands this cable can be installed in locations subject to explosion hazards rated 0.6/1kV (DIN VDE 0165).

Waste Water Treatment Plants Suitable for submersion in polluted liquids and aggressive environments up to 10 metres.

Lighting & Entertainment With its extra durable CPE sheath this cable is suitable for outdoor temporary power supplies and lighting leads.

Marine Flexible tinned copper & Lloyds approved cable for installation in pleasure craft, super yachts and other marine applications.

Power Switchboards, flexible droppers from busbars, transformers and load banks. Also used on construction sites due to its outstanding flexibility, durability and industrial performance.

Pumping Suitable for permanent submersion to 500 metres.

PRODUCT FEATURES:

- ▶ Tinned fine stranded copper conductor
- ▶ UV stabilised
- ▶ Flame retardant
- ▶ Water and moisture resistant
- ▶ Good elongation at break
- ▶ Good Dielectric properties
- ▶ Resistant to environmental factors such as oxidation, ozone and sunlight
- ▶ Very good behaviour to variations of outdoor temperature
- ▶ Suitable for permanent submersion to 500 metres
- ▶ Good tensile strength, tearing strength and abrasion resistance
- ▶ Heat, oil and chemical resistant (See Technical Section)

CONSTRUCTION:

Conductor Annealed tinned copper stranded high flexibility (Class 5).

Insulation EPR R90.

Sheath CPE Elastomer Rubber.

CHARACTERISTICS:

Operating Temperature Range Fixed -40°C to 90°C / Flexing -25°C to 90°C.

Maximum Conductor Temperature 90°C. (Current ratings are based on 30°C air temp. See technical section for de-rating factors).

Rated Voltage Uo/U 0.6/1kV.

Minimum Bending Radius Fixed 4 x cable diameter / flexing 6 x cable diameter.

Sheath Colour Black.

Insulation Colour White (Bonded).

Relevant Standards DIN VDE 0295, DIN VDE 0165, IEC 60092-353, IEC 60092-359, IEC 60092-351, AS/NZS 1125, AS/NZS 3808,

RoHS Compliant.




AS/NZS 5000.1 Electric cables for working voltage 0.6/1kV.

IEC 60092-350 Electrical installations in ships - Part 350: General construction and test methods.

IEC 60332-3-22 Test for vertical flame spread of vertically-mounted bunched wires or cables.

HO7RN-F Harmonised type heavy duty rubber cable construction.

Certification Approvals Lloyds Type Approval CEF/SA.

Code	No. of Cores x Size (mm ²)	Approx. Overall Diameter +/- 10% (mm)	Approx. Weight (Kg/Km)	Nominal Amps un-enclosed protected from sun @ 30°C fixed installation 3 Phase			3 Phase Volt Drop @50Hz / MAX. Conductor Temp 90°C (Mv/Am)
				Spaced 	Spaced from Surface 	Touching 	
COMPLIES TO AS/NZS 5000.1, IEC 60092-350 & HO7RN-F TYPE							
ML1/10G2	1 x 10.0	10.6	158	88	76	70	4.050
ML1/16G2	1 x 16.0	11.8	225	117	100	94	2.550
ML1/25G2	1 x 25.0	13.8	318	156	133	125	1.620
ML1/35G2	1 x 35.0	15.2	415	195	166	155	1.170
ML1/50G2	1 x 50.0	17.8	560	245	210	196	0.872
ML1/70G2	1 x 70.0	20.1	788	311	265	248	0.615
ML1/95G2	1 x 95.0	22.5	980	375	319	298	0.457
ML1/120G2	1 x 120.0	24.4	1280	447	381	354	0.373

Firstflex has taken every precaution to ensure accurate information in this catalogue, but accept no liability for any errors or omissions. Firstflex reserves the right to modify specifications at any time.

MLG2 MULTI SERIES

Ultra Performance Flexible Rubber
Industrial / Marine Cable 0.6/1kV 90°C
AS/NZS 5000.1, IEC 60092-350, HO7RN-F



APPLICATIONS:

Hazardous Areas With correct explosion proof glands this cable can be installed in locations subject to explosion hazards rated 0.6/1kV (DIN VDE 0165).

Waste Water Treatment Plants Suitable for submersion in polluted liquids and aggressive environments up to 10 metres.

Lighting & Entertainment With its extra durable CPE sheath this cable is suitable for outdoor temporary power supplies and lighting leads.

Marine Flexible tinned copper & Lloyds approved cable for installation in pleasure craft, super yachts and other marine applications.

Power Used on construction sites due to its outstanding flexibility, durability and industrial performance.

Pumping Suitable for permanent submersion to 500 metres.

PRODUCT FEATURES:

- ▶ Tinned fine stranded copper conductor
- ▶ UV stabilised
- ▶ Flame retardant
- ▶ Water and moisture resistant
- ▶ Good elongation at break
- ▶ Good Dielectric properties
- ▶ Resistant to environmental factors such as oxidation, ozone and sunlight
- ▶ Very good behaviour to variations of outdoor temperature
- ▶ Suitable for permanent submersion to 500 metres
- ▶ Good tensile strength, tearing strength and abrasion resistance
- ▶ Heat, oil and chemical resistant (See *Technical Section*)

See over for full product table ▶

CONSTRUCTION:

Conductor Annealed tinned copper stranded high flexibility (Class 5).

Insulation EPR R90.

Sheath CPE Elastomer Rubber.

CHARACTERISTICS:

Operating Temperature Range Fixed -40°C to 90°C / Flexing -25°C to 90°C.

Maximum Conductor Temperature 90°C.

Rated Voltage U_o/U 0.6/1kV.

Minimum Bending Radius Fixed 4 x cable diameter / flexing 6 x cable diameter.

Sheath Colour Black.

Standard Core Colours

MLCON-G2

3 to 19 Core - Black Numbered + Green/Yellow

ML-G2

2 Core - Blue, Brown

3 Core - Blue, Brown, Green/Yellow

4 Core - Brown, Black, Grey, Green/Yellow

5 Core - Blue, Brown, Black, Grey, Green/Yellow

Multi Core - Black Numbered + Green/Yellow

Relevant Standards DIN VDE 0295, DIN VDE 0165, IEC 60092-353, IEC 60092-359, IEC 60092-351, AS/NZS 1125, AS/NZS 3808,

RoHS Compliant.

AS/NZS 5000.1 Electric cables for working voltage 0.6/1kV.

IEC 60092-350 Electrical installations in ships - Part 350: General construction and test methods.


IEC 60332-3-22 Test for vertical flame spread of vertically-mounted bunched wires or cables.

HO7RN-F Harmonised type heavy duty rubber cable construction (1.5mm² and above).

Certification Approvals Lloyds Type Approval CEF/SA.

MARINE & OFFSHORE CABLES

MLG2 MULTI SERIES continued

Code	No. of Cores x Size	Approx. Stranding	Approx. Overall Diameter +/- 10%	Approx. Weight	Nominal Amps un-enclosed protected from sun @ 30°C fixed application	3 Phase Volt Drop @50Hz / MAX. Conductor Temp:
	(mm ²)	No. of wires x mm	(mm)	(Kg/Km)	Touching 	90°C (Mv/Am)
COMPLIES ONLY TO IEC 60092-350. CORE COLOURS: BLACK NUMBERED + GRN/YEL						
MLCON03/1.0BKG2	3 x 1.0	32 x 0.20	10.1	128	18	46.800
MLCON04/1.0BKG2	4 x 1.0	32 x 0.20	11.0	160	16	46.800
MLCON05/1.0BKG2	5 x 1.0	32 x 0.20	12.1	172	14	46.800
MLCON07/1.0BKG2	7 x 1.0	32 x 0.20	12.8	191	12	46.800
MLCON12/1.0BKG2	12 x 1.0	32 x 0.20	16.9	287	12	46.800
MLCON19/1.0BKG2	19 x 1.0	32 x 0.20	20.2	432	12	46.800
COMPLIES TO AS/NZS 5000.1, IEC 60092-350 & H07RN-F TYPE						
ML02/1.5BKG2	2 x 1.5	30/0.25	10.8	130	25	30.000
ML02/2.5BKG2	2 x 2.5	50/0.25	11.8	190	33	16.400
ML02/4.0BKG2	2 x 4.0	56/0.30	13.2	260	44	10.200
ML02/6.0BKG2	2 x 6.0	84/0.30	15.0	350	56	6.800
ML03/1.5BKG2	3 x 1.5	30/0.25	11.6	160	21	30.000
ML03/2.5BKG2	3 x 2.5	50/0.25	12.7	230	29	16.400
ML03/4.0BKG2	3 x 4.0	56/0.30	14.2	320	37	10.200
ML03/6.0BKG2	3 x 6.0	84/0.30	16.1	425	47	6.800
ML03/10.0BKG2	3 x 10.0	80/0.40	21.5	765	67	4.050
ML03/16.0BKG2	3 x 16.0	128/0.40	24.0	1060	89	2.550
ML04/1.5BKG2	4 x 1.5	30/0.25	12.8	200	21	30.000
ML04/2.5BKG2	4 x 2.5	50/0.25	13.9	290	29	16.400
ML04/4.0BKG2	4 x 4.0	56/0.30	15.6	400	37	10.200
ML04/6.0BKG2	4 x 6.0	84/0.30	17.9	540	47	6.800
ML04/10.0BKG2	4 x 10.0	80/0.40	23.0	930	67	4.050
ML04/16.0BKG2	4 x 16.0	128/0.40	26.0	1300	89	2.550
ML04/25.0BKG2	4 x 25.0	200/0.40	32.0	1950	119	1.610
ML04/35.0BKG2	4 x 35.0	280/0.40	35.0	2330	149	1.170
ML04/50.0BKG2	4 x 50.0	400/0.40	40.0	3200	187	0.868
ML05/1.5BKG2	5 x 1.5	30/0.25	14.0	240	21	30.000
ML05/2.5BKG2	5 x 2.5	50/0.25	15.3	350	29	16.400
ML05/4.0BKG2	5 x 4.0	56/0.30	17.3	500	37	10.200
ML05/6.0BKG2	5 x 6.0	84/0.30	19.8	670	47	6.800
ML05/10.0BKG2	5 x 10.0	80/0.40	25.8	1140	67	4.050
ML05/16.0BKG2	5 x 16.0	128/0.40	29.0	1610	89	2.550
ML05/25.0BKG2	5 x 25.0	200/0.40	35.0	2440	119	1.610
ML05/35.0BKG2	5 x 35.0	280/0.40	38.0	3310	149	1.170
ML07/1.5BKG2	7 x 1.5	30/0.25	15.3	330	15	30.000
ML07/2.5BKG2	7 x 2.5	50/0.25	17.0	470	20	16.400
ML12/1.5BKG2	12 x 1.5	30/0.25	20.8	480	15	30.000
ML12/2.5BKG2	12 x 2.5	50/0.25	22.9	690	20	16.400
ML19/1.5BKG2	19 x 1.5	30/0.25	24.7	710	15	30.000

Firstflex has taken every precaution to ensure accurate information in this catalogue, but accept no liability for any errors or omissions. Firstflex reserves the right to modify specifications at any time.

SMA SERIES

Standard Performance Fixed LSHF
CBS Shipboard / Offshore Power
Cable 0.6/1kV 90°C



APPLICATIONS:

Marine For fixed wiring installations on oil and gas rigs, shipboard and other marine applications requiring screened cable for EMC.
Rail or Rolling Stock Suitable for wiring in locomotives, rail cars, buses and coaches.

PRODUCT FEATURES:

- ▶ Low smoke halogen free
- ▶ PVC free
- ▶ Lloyds approved
- ▶ UV stabilised
- ▶ Flame retardant
- ▶ To be earthed at both ends using EMC compatible glands
- ▶ Heat, oil and chemical resistant (*See Technical Section*)




CONSTRUCTION:

Conductor Annealed plain copper stranded (Class 2).
Insulation XLPE halogen free X90.
Inner Covering (If any) Halogen free compound (IEC 60092-353).
Screening Plain copper braid.
Sheath Polyolefine compound SHF (IEC 60092-353 & 3.7.3A).

CHARACTERISTICS:

Operating Temperature Range Fixed -15°C to 90°C.
Maximum Conductor temperature 90°C (Current ratings are based on 30°C air temp. See technical section for de-rating factors).
Rated Voltage U_o/U 0.6/1kV **Max AC Operating Voltage** U_o 0.7kV.
Minimum Bending Radius Up to 25mm² 4 x cable diameter / Over 25mm² 6 x cable diameter.
Sheath Colour Orange or Black.
Standard Core Colours
Without Earth Conductor:
2 Core – Blue, Black.
3 Core – Blue, Black, Brown.
4 Core – Blue, Black, Black, Brown.
Multi Core – Black Numbered, *with earth conductor.*
Certification Society Approvals Lloyds, Type CJPJ85 or HFX-A/CU, ABS type YOZp, BV type YOZp, other approvals available on request.
Relevant Standards IEC 61034, IEC 60754, IEC 60332-3-22, IEC 60092-350/351/352/353/359, IEC 60754-1/2, IEC 61034-1/2, IEC 60332-1, **CE** Directive 2006/95/EC, **RoHS** Compliant.

SINGLE CORE




Code	No. of Cores x Size (mm ²)	Approx. Stranding No. of wires x mm	Approx. Overall Diameter (mm)	Approx. Weight (Kg/Km)	Nominal Amps un-enclosed protected from sun @ 30°C fixed installation 3 phase			3 Phase Volt Drop @ 50Hz / MAX. conductor temp: 90°C (Mv/Am)
					Spaced 	Spaced from Surface 	Touching 	
SMA1/10	1 x 10.0	7/1.35	9.2	170	88	76	94	4.050
SMA1/16	1 x 16.0	7/1.70	10.2	235	117	100	125	2.550
SMA1/25	1 x 25.0	7/2.13	12.0	350	156	133	155	1.620
SMA1/35	1 x 35.0	7/2.52	12.8	440	195	166	196	1.170
SMA1/50	1 x 50.0	19/1.83	16.0	660	245	210	248	0.872
SMA1/70	1 x 70.0	19/2.17	18.0	890	311	265	298	0.615

Product table continued over ▶


MARINE & OFFSHORE CABLES

SMA SERIES continued

SINGLE CORE

Code	No. of Cores x Size (mm ²)	Approx. Stranding No. of wires x mm	Approx. Overall Diameter (mm)	Approx. Weight (Kg/Km)	Nominal Amps un-enclosed protected from sun @ 30°C fixed installation 3 phase			3 Phase Volt Drop @ 50Hz / MAX. conductor temp: 90°C (Mv/Am)
					Spaced 	Spaced from Surface 	Touching 	
SMA1/95	1 x 95.0	19/2.52	20.0	1180	375	319	354	0.457
SMA1/120	1 x 120.0	37/2.03	21.5	1440	447	381	409	0.373
SMA1/150	1 x 150.0	37/2.27	24.0	1760	517	440	409	0.316
SMA1/185	1 x 185.0	37/2.52	26.0	2140	594	505	470	0.269
SMA1/240	1 x 240.0	61/2.24	29.0	2760	716	608	565	0.227

MULTI CORE


Code	No. of Cores x Size (mm ²)	Approx. Stranding No. of wires x mm	Approx. Overall Diameter (mm)	Approx. Weight (Kg/Km)	Nominal Amps un-enclosed protected from sun @ 30°C fixed application		3 Phase Volt Drop @ 50Hz / MAX. conductor temp: 90°C (Mv/Am)
					Touching 		
SMA2/1.5	2 x 1.5	7/0.52	10.2	120	25		30.000
SMA2/2.5	2 x 2.5	7/0.67	11.1	150	33		16.400
SMA2/4.0	2 x 4.0	7/0.85	12.3	195	44		10.200
SMA2/10	2 x 10.0	7/1.35	16.0	425	79		4.050
SMA2/16	2 x 16.0	7/1.70	18.5	590	106		2.550
SMA2/25	2 x 25.0	7/2.13	22.1	860	141		1.610
SMA3/1.5	3 x 1.5	7/0.52	10.4	145	25		30.000
SMA3/2.5	3 x 2.5	7/0.67	11.0	185	33		16.400
SMA3/4.0	3 x 4.0	7/0.85	12.4	243	44		10.200
SMA3/6.0	3 x 6.0	7/1.05	13.6	340	56		6.800
SMA3/10	3 x 10.0	7/1.35	16.0	520	79		4.050
SMA3/16	3 x 16.0	7/1.70	19.0	750	106		2.550
SMA3/25	3 x 25.0	7/2.13	22.5	1120	141		1.610
SMA3/35	3 x 35.0	7/2.52	26.5	1660	149		1.170
SMA3/50	3 x 50.0	19/1.83	29.0	2100	187		0.868
SMA3/70	3 x 70.0	19/2.17	34.0	2950	235		0.609
SMA3/95	3 x 95.0	19/2.52	39.0	4010	282		0.450
SMA3/120	3 x 120.0	37/2.03	42.0	4990	333		0.366
SMA4/1.5	4 x 1.5	7/0.52	10.8	180	21		30.000
SMA4/2.5	4 x 2.5	7/0.67	12.2	225	29		16.400
SMA4/4.0	4 x 4.0	7/0.85	13.4	305	37		10.200
SMA4/6.0	4 x 6.0	7/1.05	15.5	410	47		6.800
SMA4/10	4 x 10.0	7/1.35	18.0	635	67		4.050
SMA4/25	4 x 25.0	7/2.13	25.0	1360	119		1.610

Product table continued over ►

Firstflex has taken every precaution to ensure accurate information in this catalogue, but accept no liability for any errors or omissions. Firstflex reserves the right to modify specifications at any time.

SMA SERIES continued

MULTI CORE

Code	No. of Cores x Size (mm ²)	Approx. Stranding No. of wires x mm	Approx. Overall Diameter (mm)	Approx. Weight (Kg/Km)	Nominal Amps un-enclosed protected from sun @ 30°C fixed application	3 Phase Volt Drop @ 50Hz / MAX. conductor temp:
					Touching 	90°C (Mv/Am)
SMA4/35	4 x 35.0	7/2.52	29.0	2070	149	1.170
SMA4/50	4 x 50.0	19/1.83	32.0	2640	187	0.868
SMA4/70	4 x 70.0	19/2.17	37.5	3700	235	0.609
SMA4/95	4 x 95.0	19/2.52	42.5	5070	282	0.450
SMA4/120	4 x 120.0	37/2.03	46.5	6300	333	0.366
SMA5/1.5	5 x 1.5	7/0.52	12.0	200	21	30.000
SMA5/2.5	5 x 2.5	7/0.67	12.6	242	29	16.400
SMA5/4.0	5 x 4.0	7/0.85	16.2	346	37	10.200
SMA5/6.0	5 x 6.0	7/1.05	18.1	479	47	6.800
SMA5/10	5 x 10.0	7/1.35	20.3	737	67	4.050
SMA5/16	5 x 16.0	7/1.70	24.5	1156	89	2.550
SMA5/25	5 x 25.0	7/2.13	29.2	1781	119	1.610
SMA5/35	5 x 35.0	7.252	33.4	2537	149	1.170
SMA7/1.5	7 x 1.5	7/0.52	12.8	245	15	30.000
SMA10/1.5	10 x 1.5	7/0.52	16.5	380	15	30.000
SMA12/1.5	12 x 1.5	7/0.52	17.5	435	15	30.000
SMA14/1.5	14 x 1.5	7/0.52	18.5	485	15	30.000
SMA16/1.5	16 x 1.5	7/0.52	19.0	530	15	30.000
SMA19/1.5	19 x 1.5	7/0.52	20.0	610	15	30.000
SMA24/1.5	24 x 1.5	7/0.52	23.5	760	15	30.000
SMA27/1.5	27 x 1.5	7/0.52	24.0	830	15	30.000
SMA30/1.5	30 x 1.5	7/0.52	24.5	900	15	30.000
SMA37/1.5	37 x 1.5	7/0.52	26.5	1060	15	30.000

SOU SERIES

Standard Performance Fixed LSHF
CBS Shipboard / Offshore Data
Cable 250V 90°C



APPLICATIONS:

Marine For fixed wiring installations on oil and gas rigs, shipboard and other marine applications requiring screened cable for EMC.

Rail or Rolling Stock Suitable for wiring in locomotives, rail cars, buses and coaches.

Small Spaces Lightweight and small-diameter solution compared to braided cables.

PRODUCT FEATURES:

- ▶ Low smoke halogen free
- ▶ PVC free
- ▶ UV stabilised
- ▶ Flame retardant
- ▶ Heat, oil and chemical resistant (*See Technical Section*)

See over for full product table ▶

CONSTRUCTION:

Conductor Annealed tinned copper stranded (Class 2).

Insulation HF-XLPE X90.

Laying Up Cores in twisted pairs, triples or quads.

Screening Collective shield of aluminium/polyester tape c/w tinned copper stranded drain wire and synthetic tape.

Sheath SHF1 low smoke halogen free.

CHARACTERISTICS:

Operating Temperature Range Fixed -15°C to 75°C.

Maximum Conductor temperature 90°C.

Rated Voltage 250V (RMS) radial thickness sheath (not suitable for mains connection).

Minimum Bending Radius Fixed 8 x cable diameter.

Sheath Colour Grey.

Standard Core Colours Numbered Black and Blue pairs.

Certification Society Approvals Lloyds, Type CHJJP or HFX-OSU-T, YZafc, ABS, BV.

Relevant Standards IEC 60228 CL.2,

IEC 60092-376/350/351/352/353/359, IEC 60332-1,

IEC 60332-3-22, IEC 60754-1/2, IEC 610034-1/2,

CE Directive 2006/95/EC, **RoHS** Compliant.

SOU SERIES continued

Code	No. of Cores x Size (mm ²)	Approx. Stranding No. of wires x mm	Approx. Overall Diameter (mm)	Approx. Weight (Kg/Km)
SOU01/2/0.5	1 PAIR 0.5	7/0.30	6.1	60
SOU02/2/0.5	2 PAIR 0.5	7/0.30	8.9	100
SOU04/2/0.5	4 PAIR 0.5	7/0.30	10.2	130
SOU07/2/0.5	7 PAIR 0.5	7/0.30	12.3	195
SOU10/2/0.5	10 PAIR 0.5	7/0.30	15.0	265
SOU14/2/0.5	14 PAIR 0.5	7/0.30	16.9	350
SOU19/2/0.5	19 PAIR 0.5	7/0.30	19.2	450
SOU24/2/0.5	24 PAIR 0.5	7/0.30	21.4	560
SOU30/2/0.5	30 PAIR 0.5	7/0.30	23.7	660
SOU01/4/0.5	1 QUAD 0.5	7/0.30	7.1	80
SOU01/2/0.75	1 PAIR 0.75	7/0.37	6.4	75
SOU02/2/0.75	2 PAIR 0.75	7/0.37	9.0	135
SOU04/2/0.75	4 PAIR 0.75	7/0.37	11.3	175
SOU07/2/0.75	7 PAIR 0.75	7/0.37	13.4	270
SOU10/2/0.75	10 PAIR 0.75	7/0.37	16.3	370
SOU14/2/0.75	14 PAIR 0.75	7/0.37	18.4	490
SOU19/2/0.75	19 PAIR 0.75	7/0.37	21.1	640
SOU24/2/0.75	24 PAIR 0.75	7/0.37	23.6	800
SOU30/2/0.75	30 PAIR 0.75	7/0.37	26.1	960
SOU01/4/0.75	1 QUAD 0.75	7/0.37	7.3	100
SOU01/2/1.0	1 PAIR 1.0	7/0.43	7.9	75
SOU02/2/1.0	2 PAIR 1.0	7/0.43	10.2	130
SOU04/2/1.0	4 PAIR 1.0	7/0.43	11.9	195
SOU07/2/1.0	7 PAIR 1.0	7/0.43	14.2	320
SOU10/2/1.0	10 PAIR 1.0	7/0.43	17.5	450
SOU14/2/1.0	14 PAIR 1.0	7/0.43	19.5	590
SOU19/2/1.0	19 PAIR 1.0	7/0.43	22.4	760
SOU24/2/1.0	24 PAIR 1.0	7/0.43	25.2	960
SOU30/2/1.0	30 PAIR 1.0	7/0.43	27.7	1180
SOU01/4/1.0	1 QUAD 1.0	7/0.43	7.9	120
SOU01/2/1.5	1 PAIR 1.5	7/0.52	7.8	90
SOU02/2/1.5	2 PAIR 1.5	7/0.52	12.1	160
SOU04/2/1.5	4 PAIR 1.5	7/0.52	14.0	250
SOU07/2/1.5	7 PAIR 1.5	7/0.52	17.2	415
SOU10/2/1.5	10 PAIR 1.5	7/0.52	21.0	590
SOU14/2/1.5	14 PAIR 1.5	7/0.52	23.6	780
SOU19/2/1.5	19 PAIR 1.5	7/0.52	27.2	1010
SOU24/2/1.5	24 PAIR 1.5	7/0.52	30.5	1270
SOU30/2/1.5	30 PAIR 1.5	7/0.52	33.6	1570



RFOU SERIES

NEK606 RFOU Fixed CBS
Shipboard / Offshore Power Cable
0.6/1kV 90°C



APPLICATIONS:

Mud resistant In accordance with NEK 606, the cables shall have a sheath (SHF MUD) that complies with the requirements in IEC 60092-359 for SHF 2 sheath materials.

Oil & Gas For control, lighting and power systems on oil and gas rigs.

Marine For fixed wiring installations on oil and gas rigs, shipboard and other marine applications requiring screened cable for EMC.

PRODUCT FEATURES:

- ▶ Low smoke halogen free
- ▶ Mud resistant to NEK606
- ▶ PVC free
- ▶ Lloyds approved
- ▶ UV stabilised
- ▶ Flame retardant
- ▶ To be earthed at both ends using EMC compatible glands
- ▶ Heat, oil and chemical resistant (See *Technical Section*)

CONSTRUCTION:

Conductor Annealed tinned copper stranded (Class 2).

Insulation Halogen free EPR (Ethylene Propylene Rubber).

Inner Sheath SHF 2, thermoset dual compound LSHF and oil/mud resistant.

Screening Tinned copper braid screen.

Sheath SHF 2, thermoset dual compound LSHF and oil/mud resistant.

CHARACTERISTICS:

Operating Temperature Range Fixed -40°C to 90°C.

Maximum Conductor temperature 90°C (Current ratings are based on 30°C air temp. See technical section for de-rating factors).

Rated Voltage U_0/U 0.6/1kV.

Max AC Operating Voltage U_0 0.7kV.

Sheath Colour Black.

Standard Core Colours

Single Core – White.


2 Core – White and Black.

3 Core – White, Black and Red.

4 Core – Off-White, Black, Red and Blue.

Certification Society Approvals Lloyds Register of Shipping.


Relevant Standards NEK606, IEC 60092-353, IEC 60092-351, IEC 60092-359, IEC 60754-1/2, IEC 61034-1, IEC 61034-2, IEC 60228, IEC 60332-3-22, **RoHS** Compliant.

Code	No. of Cores x Size (mm ²)	Approx. Stranding No. of wires x mm	Approx. Overall Diameter (mm)	Approx. Weight (Kg/Km)	Nominal Amps un-enclosed protected from sun @ 30°C fixed installation
					Touching or in ventilated ducts 
RFOU1/16	1 x 16	7/1.70	11.2	385	94
RFOU1/25	1 x 25	7/2.13	13.3	573	125
RFOU1/35	1 x 35	7/2.52	14.6	713	155
RFOU1/50	1 x 50	19/1.83	15.9	896	196
RFOU1/70	1 x 70	19/2.17	17.8	1160	248
RFOU1/95	1 x 95	19/2.52	20.1	1484	298
RFOU1/120	1 x 120	37/2.03	21.2	1758	354
RFOU1/150	1 x 150	37/2.27	23.0	2119	409
RFOU1/185	1 x 185	37/2.52	25.5	2558	470
RFOU1/240	1 x 240	61/2.24	28.9	3240	565
RFOU1/300	1 x 300	61/2.50	32.9	4050	650

Product table continued over ▶

Firstflex has taken every precaution to ensure accurate information in this catalogue, but accept no liability for any errors or omissions. Firstflex reserves the right to modify specifications at any time.

RFOU SERIES continued

Code	No. of Cores x Size	Approx. Stranding	Approx. Overall Diameter	Approx. Weight	Nominal Amps un-enclosed protected from sun @ 30°C fixed installation
	(mm ²)	No. of wires x mm	(mm)	(Kg/Km)	Touching or in ventilated ducts 
RFOU02/1.5	2 x 1.5	7/0.52	14.4	317	25
RFOU02/2.5	2 x 2.5	19/0.41	15.5	373	33
RFOU02/4.0	2 x 4.0	19/0.52	17.1	460	44
RFOU02/6.0	2 x 6.0	19/0.64	18.3	546	56
RFOU02/10	2 x 10	49/0.51	20.2	724	79
RFOU02/16	2 x 16	49/0.65	22.7	957	106
RFOU03/1.5	3 x 1.5	7/0.52	15.0	349	25
RFOU03/2.5	3 x 2.5	19/0.41	16.1	417	33
RFOU03/4.0	3 x 4.0	19/0.52	17.8	521	44
RFOU03/6.0	3 x 6.0	19/0.64	19.1	627	56
RFOU03/10	3 x 10.0	49/0.51	21.1	857	79
RFOU03/16	3 x 16.0	49/0.65	23.6	1148	106
RFOU03/25	3 x 25.0	84/0.62	27.6	1609	119
RFOU03/35	3 x 35.0	133/0.58	30.9	2079	146
RFOU04/1.5	4 x 1.5	7/0.52	15.9	397	21
RFOU04/2.5	4 x 2.5	19/0.41	17.1	479	29
RFOU04/4.0	4 x 4.0	19/0.52	19.0	616	37
RFOU04/6.0	4 x 6.0	19/0.64	20.9	761	47
RFOU04/10	4 x 10.0	49/0.51	22.5	1009	67
RFOU04/16	4 x 16.0	49/0.65	25.6	1370	89
RFOU04/25	4 x 25.0	84/0.62	29.7	1938	119
RFOU04/35	4 x 35.0	133/0.58	33.3	2520	149
RFOU04/50	4 x 50.0	133/0.69	37.4	3387	187
RFOU04/70	4 x 70.0	189/0.69	42.6	4506	235
RFOU04/95	4 x 95.0	259/0.69	49.0	6042	282
RFOU04/120	4 x 120	336/0.67	52.6	7324	333
RFOU07/1.5	7 x 1.5	7/0.52	18.2	370	15
RFOU12/1.5	12 x 1.5	7/0.52	23.6	545	15
RFOU19/1.5	19 x 1.5	7/0.52	27.0	743	15
RFOU37/1.5	37 x 1.5	7/0.52	31.8	1291	15
RFOU07/2.5	7 x 2.5	19/0.41	19.9	657	20
RFOU12/2.5	12 x 2.5	19/0.41	25.5	1115	20
RFOU19/2.5	19 x 2.5	19/0.41	29.3	1516	20
RFOU27/2.5	27 x 2.5	19/0.41	34.6	2107	20
RFOU37/2.5	37 x 2.5	19/0.41	38.9	2662	20

MTR SERIES

Standard Performance Flexible
Marine Trailer Cable
50V AC / 120V DC 90°C



APPLICATIONS:

Marine Pleasure crafts and other marine applications. These cables are flexible for installation and intermittent flexible use with free movement without tensile stress.

Automotive Trailer wiring.

PRODUCT FEATURES:

- ▶ High electric and thermal conductivity
- ▶ UV stabilised
- ▶ Flame retardant
- ▶ Heat, oil and chemical resistant (*See Technical Section*)

CONSTRUCTION:

Conductor Annealed tinned copper stranded high flexibility (Class 5).

Insulation SPVC.

Sheath SPVC.

CHARACTERISTICS:

Operating Temperature Range Fixed -20°C to 90°C / Flexing -5°C to 75°C.

Maximum Conductor temperature 90°C.

Voltage Rating AC 50V / DC 120V.

Sheath Colour Black (except 3 Core White).

Core Colour

3 Core Cable – White, Yellow, Brown.

5 Core Cable – White, Yellow, Brown, Red, Green.

7 Core Cable – White, Yellow, Brown, Red, Green, Blue, Black.

(Other Core colour combinations by quotation).

Relevant Standards AS/NZS 1125, IEC 60332-1,

RoHS Compliant.

Code	Nearest AWG	No. of Cores	Approx. Stranding No. of wires x mm	Nominal Area (mm ²)	Industry Equivalent (mm)	AMP Rating at 30°C	Average Sheath Thickness (mm)	Average Insulation Thickness (mm)	Max D.C. Resistance at 20°C (m Ω/mt)	Approx. Overall Diameter (mm)	Approx. Weight (Kg/Km)
MTR326030W	14½	3	26/0.30	1.84	4.0	19	0.60	0.60	10.65	6.80	81.0
MTR516020B	20½	5	16/0.20	0.50	2.0	7	0.60	0.50	38.93	6.40	55.0
MTR516030B	16½	5	16/0.30	1.13	3.0	10	0.60	0.50	17.30	7.45	99.0
MTR716030B	16½	7	16/0.30	1.13	3.0	10	0.80	0.50	38.93	8.60	138.0

MST SERIES

High Performance Flexible
Appliance / Marine Wire 0.6/1kV 90°C



APPLICATIONS:

Power Flexible thermal insulated wire suitable for switchboard wiring, motors and transformers.

Marine Tinned copper conductors for boat wiring and other marine applications.

Audio Amplifiers and audio equipment where oxygen-free copper wire is required.

PRODUCT FEATURES:

- ▶ Tinned fine stranded copper conductor
- ▶ UV stabilised
- ▶ Flame retardant
- ▶ Oil and chemical resistant (See Technical Section)

CONSTRUCTION:

Conductor Annealed tinned copper stranded high flexibility (Class 5).

Insulation SPVC V-90HT.

CHARACTERISTICS:

Operating Temperature Range Fixed -20°C to 90°C / Flexing 5°C to 75°C.

Maximum Conductor Temperature 105°C (Current ratings are based on 30°C air temp. See technical section for de-rating factors).

Rated Voltage Uo/U 0.6/1kV.

Minimum Bending Radius Fixed 10 x cable diameter / Flexing 15 x cable diameter

Insulation Colour

0.5mm²Red, White, Blue, Black, Grey, Brown, Pink, Orange, Green/Yellow, Violet, Yellow.

0.75 - 4.0mm²Red, White, Blue, Black, Grey, Brown, Yellow, Violet, Orange, Green/Yellow, Pink.

6.0 - 10.0mm²Red, White, Blue, Black, Green/Yellow.

16.0 - 25.0mm²Red, White, Blue, Black, Green/Yellow.

Relevant Standards IEC 60228, IEC 60332-1, AS/NZS 3808, AS/NZS 3008.1, AS/NZS 3191, AS/NZS 1125, AS/NZS 5000.1, **CE** Directive 2006/95/EC, **RoHS** Compliant.

Code	No. of Cores x Size (mm ²)	Approx. Stranding No. of wires x mm	Approx. Overall Diameter (mm)	Approx. Weight (Kg/Km)	Nominal Amps enclosed protected from sun @ 30°C fixed application		3 Phase Volt Drop @50Hz / MAX. Conductor Temp: 90°C (Mv/Am)
					In Duct or Cabinet		
MST000.50	1 x 0.50	16/0.20	2.5	10	7		86.100
MST000.75	1 x 0.75	24/0.20	2.8	15	10		52.936
MST001.0	1 x 1.0	32/0.20	2.9	17	15		46.800
MST001.5	1 x 1.5	30/0.25	3.4	20	17		30.000
MST002.5	1 x 2.5	50/0.25	4.1	32	23		16.400
MST004	1 x 4.0	56/0.30	4.8	50	31		10.200
MST006	1 x 6.0	84/0.30	5.3	70	39		6.810
MST010	1 x 10.0	80/0.40	6.8	116	52		4.050
MST016	1 x 16.0	128/0.40	8.1	177	70		2.550
MST025	1 x 25.0	200/0.40	10.2	281	89		1.620

MBS SERIES

Standard Performance Flexible
Marine Battery / Starter Cable
50V AC / 120V DC 75°C



APPLICATIONS:

Marine Battery and starter cable. These cables are flexible for installation and intermittent flexible use with free movement without tensile stress.

Audio Oxygen free copper for audio applications.

PRODUCT FEATURES:

- ▶ High electric and thermal conductivity
- ▶ UV stabilised
- ▶ Flame retardant
- ▶ Heat, oil and chemical resistant (*See Technical Section*)

CONSTRUCTION:

Conductor Annealed tinned copper stranded high flexibility (Class 5).

Insulation Special SPVC.

CHARACTERISTICS:

Operating Temperature Range Fixed -20°C to 90°C / Flexing -5°C to 75°C.

Maximum Conductor temperature 90°C.

Voltage Rating AC 50V / DC 120V.

Sheath Colour Red or Black.

Relevant Standards AS/NZS 1125, IEC 60332-1,

RoHS Compliant.

Code	Approx. Stranding No. of wires x mm	Nominal Area (mm ²)	Average Insulation Thickness (mm)	Average Sheath Thickness (mm)	Max D.C. Resistance at 20°C (m Ω/mt)	Approx. Overall Diameter (mm)	Approx. Weight (Kg/Km)
MBS8	112/0.30	7.92	74	0.90	2.36	5.40	89.0
MBS3	364/0.30	25.70	170	1.60	0.72	10.20	289.0
MBS0	700/0.30	49.45	246	1.70	0.38	12.50	526.0

MFE SERIES

Standard Performance Flexible
Marine Figure 8
50V AC/120V DC 75°C



APPLICATIONS:

- Marine** Pleasure crafts and other marine applications. These cables are flexible for installation and intermittent flexible use with free movement without tensile stress.
- Audio** Oxygen free copper for speakers and audio controls.

PRODUCT FEATURES:

- ▶ High electric and thermal conductivity
- ▶ UV stabilised
- ▶ Flame retardant
- ▶ Heat, oil and chemical resistant (*See Technical Section*)

CONSTRUCTION:

- Conductor** Annealed tinned copper stranded high flexibility (Class 5).
- Insulation** Special SPVC.

CHARACTERISTICS:

- Operating Temperature Range** Fixed -20°C to 90°C / Flexing -5°C to 75°C.
- Maximum Conductor temperature** 90°C.
- Voltage Rating** AC 50V / DC 120V.
- Sheath Colour** Red and Red with black trace.
- Relevant Standards** AS/NZS 1125, IEC 60332-1, **RoHS** Compliant.

Code	Nearest AWG	Approx. Stranding No. of wires x mm	Nominal Area (mm ²)	Industry Equivalent (mm)	AMP Rating at 30°C	Average Insulation Thickness (mm)	Max D.C. Resistance at 20°C (m Ω/mt)	Approx. Overall Diameter (mm)	Approx. Weight (Kg/Km)
MFE216030	16½	16/0.30	1.13	3.00	16	0.55	17.30	2.45 x 5.20	29.0
MFE226030	14½	26/0.30	1.84	4.00	22	0.55	10.65	2.80 x 5.90	43.0

MTS SERIES

Standard Performance Flexible
Marine Twin Sheath
50V AC /120V DC 90°C



APPLICATIONS:

Marine Pleasure crafts and other marine applications. These cables are flexible for installation and intermittent flexible use with free movement without tensile stress.

Audio Oxygen free copper for speaker wiring applications.

PRODUCT FEATURES:

- ▶ Tinned copper conductor
- ▶ High electric and thermal conductivity
- ▶ UV stabilised
- ▶ Flame retardant
- ▶ Heat, oil and chemical resistant (See *Technical Section*)

CONSTRUCTION:

Conductor Annealed tinned copper stranded high flexibility (Class 5).

Insulation SPVC.

Sheath SPVC.

CHARACTERISTICS:

Temperature Range Fixed -20°C to 90°C / Flexing -5°C to 75°C.

Voltage Rating AC 50V / DC 120V.

Sheath Colour Black, White.

Core Colour Red & Black.

Maximum Conductor temperature 90°C.

Relevant Standards AS/NZS 1125, IEC 60332-1,

ROHS Compliant.

Code	Nearest AWG	Approx. Stranding No. of wires x mm	Nominal Area (mm ²)	Industry Equivalent (mm)	AMP Rating at 30°C	Average Sheath Thickness (mm)	Average Insulation Thickness (mm)	Max D.C. Resistance at 20°C (m Ω/mt)	Approx. Overall Diameter (mm)	Approx. Weight (Kg/Km)
MTS27032	20½	7/0.32	0.56	-	10	0.60	0.50	38.93	3.20 x 5.20	27.0
MTS216030	16½	16/0.30	1.13	3.00	16	0.60	0.60	17.30	3.50 x 5.90	41.0
MTS226030	14½	26/0.30	1.84	4.00	22	0.60	0.60	10.65	3.90 x 6.70	57.0
MTS250025	13	25/0.50	2.50	-	34	0.80	0.80	7.98	4.40 x 7.50	80.0
MTS241030	12½	41/0.30	2.90	5.00	29	0.65	0.60	6.43	4.60 x 8.00	84.0
MTS265030	10½	65/0.30	4.59	6.00	40	0.80	0.80	4.26	5.50 x 9.50	125.0

MTSV SERIES

Survey Compliant Flexible Twin
Marine Cable 0.6/1kV 75°C



APPLICATIONS:

Marine Suitable for wiring on pleasure craft and commercial vessels that require survey compliant cables.

PRODUCT FEATURES:

- ▶ Tinned copper conductor
- ▶ UV stabilised
- ▶ Flame retardant
- ▶ Heat, oil and chemical resistant (*See Technical Section*)

CONSTRUCTION:

Conductor Annealed tinned copper stranded high flexibility (Class 5).

Insulation SPVC.

Sheath PVC ST2.

CHARACTERISTICS:

Temperature Range Fixed -20°C to 75°C.

Voltage Rating 0.6/1kV.

Minimum Bending Radius Fixed 10 x Cable Diameter.

Sheath Colour Black with Blue stripe, or White with Blue stripe.

Core Colour Red & Black.

Maximum Conductor temperature 75°C.

Relevant Standards AS/NZS 3004.1&2, IEC 60228, IEC 60092-350, IEC 60092-351, IEC 60092-353, IEC 60092-359, IEC 60332-3-22, **RoHS** Compliant.

Code	Size (Core x mm)	Conductor Construction (mm)	Thickness of Insulation (mm)	Thickness of Sheath (mm)	Approx. Overall Diameter (mm)	Approx. Weight (Kg/Km)	Max D.C. Resistance at 20°C (m Ω/mt)
MTSV2/0.75	2 x 0.75	24/0.2	0.8	1.0	4.8 x 7.6	38	26.7
MTSV2/1.0	2 x 1.0	32/0.2	0.8	1.0	5.0 x 8.0	53	20
MTSV2/1.5	2 x 1.5	48/0.2	0.8	1.1	5.4 x 8.6	60	13.7
MTSV2/2.5	2 x 2.5	80/0.2	0.8	1.1	5.8 x 9.4	90	8.21
MTSV2/4.0	2 x 4.0	127/0.2	1.0	1.2	7.0 x 11.6	130	5.09
MTSV2/6.0	2 x 6.0	190/0.2	1.0	1.2	7.9 x 13.4	143	3.39
MTSV2/10	2 x 10	318/0.2	1.0	1.3	9.2 x 15.8	310	1.95
MTSV2/16	2 x 16	504/0.2	1.0	1.4	10.4 x 18.0	403	1.24
MTSV2/25	2 x 25	770/0.2	1.2	1.6	12.7 x 22.2	615	0.795
MTSV2/35	2 x 35	703/0.25	1.2	1.7	14.7 x 26.0	765	0.565

FTM SERIES

High Performance Flexible Twin
Marine Cable 300/500V 75°C



APPLICATIONS:

Marine Suitable for wiring on pleasure craft and other marine applications requiring flexible tinned copper conductors.

Lighting Used for festoon and garden lighting where a flexible cable is required.

Audio Amplifiers and audio equipment where oxygen free copper wire is required.

PRODUCT FEATURES:

- ▶ Tinned fine stranded copper conductor
- ▶ UV stabilised
- ▶ Flame retardant
- ▶ Heat, oil and chemical resistant (*See Technical Section*)

CONSTRUCTION:

Conductor Annealed tinned copper stranded high flexibility (Class 5).

Insulation Special SPVC V-75.

Sheath SPVC 4V-75.

CHARACTERISTICS:

Operating Temperature Range Fixed -20°C to 75°C / Flexing -5°C to 75°C.

Maximum Conductor Temperature 75°C (Current ratings are based on 30°C air temp. See technical section for de-rating factors).

Rated Voltage U_o/U 300/500v.

Max AC Operating Voltage U_o 318v.



Minimum Bending Radius Fixed 10 x cable diameter / Flexing 15 x cable diameter.

Sheath Colour Black.

Standard Core Colours Red, Black.

Relevant Standards AS/NZS 1125, AS/NZS 3808, IEC 60332-1,

RoHS Compliant.

Code	No. of Cores x Size (mm ²)	Approx. Stranding No. of wires x mm	Approx. Overall Diameter (mm)	Approx. Weight (Kg/Km)	Nominal Amps un-enclosed protected from sun @ 30°C fixed application		1 Phase Volt Drop @50Hz / MAX. Conductor Temp: 75°C (Mv/Am)
					Spaced 	Touching 	
FTM2/0.75	2 x 0.75	24/0.20	4.2h x 6.5w	38	14	12	63.200
FTM2/1.5	2 x 1.5	48/0.20	4.6h x 7.2w	60	23	21	32.300
FTM2/2.5	2 x 2.5	80/0.20	5.4h x 8.8w	90	30	29	19.400
FTM2/4.0	2 x 4.0	127/0.20	6.2h x 10.5w	130	40	38	12.000

TW-T SERIES

High Performance Flexible Twin Marine Cable 0.6/1kV 90°C



APPLICATIONS:

Marine Flexible tinned copper for battery power supplies and winches.

Automotive Suitable for use as battery/jumper cables (indoor/outdoor) and power leads for forklifts and field conveyers.

Telecommunications Where finely stranded large cross section cables are required for minimal volt drop.

Audio Power supply to amplifiers and audio equipment where oxygen free copper wire is required.

PRODUCT FEATURES:

- ▶ Tinned fine stranded copper conductor
- ▶ UV stabilised
- ▶ Flame retardant
- ▶ Heat, oil and chemical resistant (See Technical Section)

CONSTRUCTION:

Conductor Annealed tinned copper stranded high flexibility (Class 5).

Insulation SPVC.

Sheath Transparent SPVC.

CHARACTERISTICS:

Operating Temperature Range Fixed -20°C to 90°C / Flexing -5°C to 75°C.



Maximum Conductor Temperature 90°C (Current ratings are based on 30°C air temp. See technical section for de-rating factors).

Rated Voltage 0.6/1kV.

Sheath Colour Clear sheath.

Core Colour Red and Black.

Relevant Standards DIN VDE 0250, DIN VDE 472, IEC 60332-1, AS/NZS 1125, **RoHS** Compliant.

Code	No. of Cores x Size (mm ²)	Approx. Stranding No. of wires x mm	Approx. Overall Diameter (mm)	Approx. Weight (Kg/Km)	Max D.C. Resistance at 20°C (m Ω/mt)	Nominal Amps un-enclosed protected from sun @ 30°C fixed installation 1 Phase		1 Phase Volt Drop @50Hz / MAX. Conductor Temp: 75°C (Mv/Am)
						Spaced 	Touching 	
TW02.5T	2 x 2.5	80/0.20	5.5 x 12.0	90.0	7.410	30	29	19.400
TW04T	2 x 4.0	128/0.20	6.0 x 13.0	130.0	4.950	40	38	12.000
TW06T	2 x 6.0	192/0.20	6.5 x 14.0	220.0	3.300	51	48	7.496
TW10T	2 x 10.0	322/0.20	8.0 x 17.0	340.0	1.910	72	67	4.458
TW16T	2 x 16.0	511/0.20	9.80 x 19.60	453.0	1.210	95	89	2.807
TW25T	2 x 25.0	784/0.20	11.30 x 22.60	659.0	0.780	125	119	1.778
TW35T	2 x 35.0	714/0.25	12.80 x 25.60	894.0	0.550	156	146	1.282

Duty Cycle Current Rating (Amps)

Welding, Automotive and Battery Charging (% of a 5 minute period @ 30°C)

Size	100%	60%	30%	25%
2 x 4.0	42	54	77	82
2 x 6.0	62	80	113	120
2 x 10.0	100	107	126	134
2 x 16.0	139	152	187	200
2 x 25.0	183	209	265	285
2 x 35.0	227	264	243	370