



## GLANDS & ACCESSORIES

ET Series .....	176
GMSH Series .....	176
GCFB Series .....	176
GCMB Series .....	176
GPM/GPG Series .....	177
GPM-SUP/GPG-SUP Series .....	178
GK-STD Series .....	179
GK-EMC Series .....	180
GM-EMC-FT Series .....	181
GMF Series .....	182
GMA2 Series .....	183
GMCW Series .....	184
LN-STD Series .....	185
LN-EMC Series .....	185
LG Series .....	185
DOGBONE .....	185
RN Series .....	186
RT Series .....	186
AM Series .....	186
GCR Series .....	186
SSR Series .....	186
CLWM Series .....	187
BF Series .....	187



## GLANDS & ACCESSORIES

### ET SERIES

Brass Earth Tags



Code	Size (mm)	Description
<b>ET16</b>	16.0 x M6.5	16mm Brass Earth Tag
<b>ET20</b>	20.0 x M6.5	20mm Brass Earth Tag
<b>ET25</b>	25.0 x M6.5	25mm Brass Earth Tag
<b>ET32</b>	32.0 x M12	32mm Brass Earth Tag
<b>ET40</b>	40.0 x M14	40mm Brass Earth Tag
<b>ET50</b>	50.0 x M14	50mm Brass Earth Tag

### GMSH SERIES

PVC Shroud



Code	Suits Gland Type
<b>GMSH-16/20SS</b>	A2-16/20SS & CW-16/20SS
<b>GMSH-20</b>	A2-20 & CW-20
<b>GMSH-20S</b>	A2-20S & CW-20S
<b>GMSH-25</b>	A2-25 & CW-25
<b>GMSH-32</b>	A2-32 & CW-32
<b>GMSH-40</b>	A2-40 & CW-40
<b>GMSH-50</b>	A2-50 & CW-50
<b>GMSH-63</b>	A2-63 & CW-63
<b>GMSH-63S</b>	A2-63S & CW-63S
<b>GMSH-75</b>	A2-75 & CW-75
<b>GMSH-75S</b>	A2-75S & CW-75S
<b>GMSH-90</b>	A2-90 & CW-90

### GCFB SERIES

Brass Female Bush (Ring)



Code	Size (mm)
<b>GCFB 20</b>	20mm
<b>GCFB 25</b>	25mm
<b>GCFB 32</b>	32mm
<b>GCFB 40</b>	40mm
<b>GCFB 50</b>	50mm

### GCMB SERIES

Brass Male Bush (Smooth Bore)



Code	Size (mm)
<b>GCMB 20</b>	20mm
<b>GCMB 25</b>	25mm
<b>GCMB 32</b>	32mm
<b>GCMB 40</b>	40mm
<b>GCMB 50</b>	50mm

Firstflex has taken every precaution to ensure accurate information in this catalogue, but accept no liability for any errors or omissions. Firstflex reserves the right to modify specifications at any time.

## GPM/GPG SERIES

**Nylon Standard Gland IP68  
(complete with Locknut)**



### APPLICATIONS:

**Glanding** For watertight glanding of unscreened circular cables.

### PRODUCT FEATURES:

- ▶ Sealing nut has a locking mechanism to hold cable firmly and to accommodate a wider cable range
- ▶ Long metric thread to aid installation
- ▶ UL nylon 66 94v-2 halogen free
- ▶ UV stabilised
- ▶ Self extinguishing

### CONSTRUCTION:

**Material** Black or Grey nylon body.

**Seal** EPDM rubber.

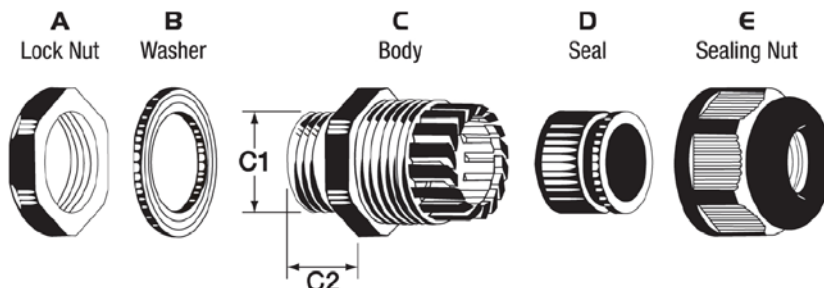
**Washer** EPDM rubber.

**Insert** Polyamide traction relief clamping insert.

### CHARACTERISTICS:

**Operating Temperature Range** -40°C to 100°C. Up to 120°C for short periods.

**Protection Class** Water rating IP68. Pressure rating 5 bar.



Available in Black or Grey

Code	Entry Thread (mm) C1	Thread Length (mm) C2	Cable Size Min - Max(mm)	Spanner Size A/E (mm)
<b>GPM12</b>	M12 x 1.5	15.0	3.0 - 7.0	18/19
<b>GPM16</b>	M16 x 1.5	15.0	4.0 - 10.0	22/22
<b>GPM20</b>	M20 x 1.5	15.0	5.0 - 13.5	27/27
<b>GPM25</b>	M25 x 1.5	15.0	10.0 - 18.0	33/33
<b>GPM32</b>	M32 x 1.5	15.0	16.0 - 25.0	41/42
<b>GPM40</b>	M40 x 1.5	15.0	20.0 - 31.0	50/52
<b>GPM50</b>	M50 x 1.5	15.0	30.0 - 41.0	62/62
<b>GPM63</b>	M63 x 1.5	18.0	33.0 - 46.0	75/65
<b>GPG7</b>	12.50	8.0	2.0 - 6.0	17/15
<b>GPG9</b>	15.20	8.0	3.0 - 7.5	22/19
<b>GPG11</b>	18.60	10.0	4.0 - 10.0	24/22
<b>GPG13.5</b>	20.40	10.0	5.0 - 12.5	27/24
<b>GPG16</b>	22.50	11.0	6.0 - 14.0	30/27
<b>GPG21</b>	28.30	12.0	10.0 - 17.5	36/33
<b>GPG29</b>	37.00	12.0	16.0 - 24.0	46/41
<b>GPG36</b>	47.00	14.0	18.0 - 31.0	57/52

Firstflex has taken every precaution to ensure accurate information in this catalogue, but accept no liability for any errors or omissions. Firstflex reserves the right to modify specifications at any time.

## GLANDS & ACCESSORIES

### GPM-SUP/GPG-SUP SERIES

Nylon Gland IP68 C/W Spiral Stress Relief Support (complete with Locknut)



#### APPLICATIONS:

**Glanding** For watertight glanding of unscreened circular cables with added protection of a spiral strain relief.

#### PRODUCT FEATURES:

- ▶ Sealing nut has a locking mechanism to hold cable firmly and to accommodate a wider cable range
- ▶ Long metric thread to aid installation.
- ▶ UL nylon 66 94v-2 halogen free
- ▶ UV stabilised
- ▶ Self extinguishing

#### CONSTRUCTION:

**Material** Black or Grey nylon body.

**Seal** EPDM rubber.

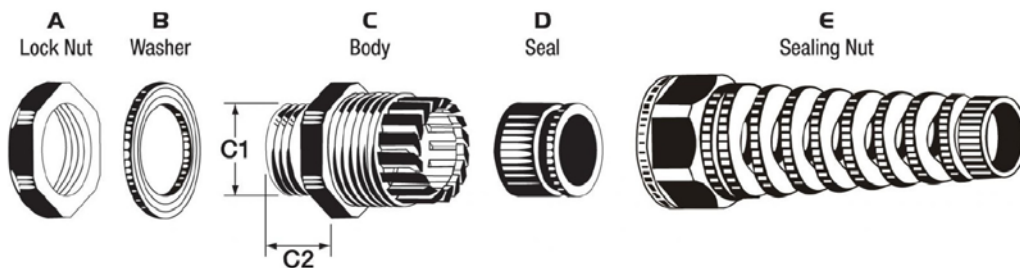
**Washer** EPDM rubber.

**Insert** Nylon traction relief clamping insert.

#### CHARACTERISTICS:

**Operating Temperature Range** -40°C to 100°C. Up to 120°C for short periods.

**Protection Class** Water rating IP68. Pressure rating 5 bar.



Available in Black or Grey

Code	Entry Thread (mm) C1	Thread Length (mm) C2	Cable Size Min - Max (mm)	Spanner Size A/E (mm)
<b>GPM12SUP</b>	M12 x 1.5	15.0	3.0 - 7.0	18/19
<b>GPM16SUP</b>	M16 x 1.5	15.0	4.0 - 10.0	22/22
<b>GPM20SUP</b>	M20 x 1.5	15.0	5.0 - 13.5	27/27
<b>GPM25SUP</b>	M25 x 1.5	15.0	10.0 - 18.0	33/33
<b>GPG11SUP</b>	18.60	10.0	4.0 - 10.0	24/22
<b>GPG13.5SUP</b>	20.40	10.0	5.0 - 12.5	27/24
<b>GPG16SUP</b>	22.50	11.0	6.0 - 14.0	30/27
<b>GPG21SUP</b>	28.30	12.0	10.0 - 17.5	36/33

Firstflex has taken every precaution to ensure accurate information in this catalogue, but accept no liability for any errors or omissions. Firstflex reserves the right to modify specifications at any time.

# GK-STD SERIES

**Metal IP68 Standard Long Thread Gland for Unscreened Cables (less Locknut)**

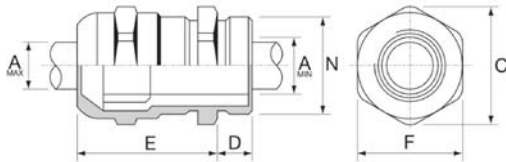


**APPLICATIONS:**

**Glanding** For watertight glanding of unscreened circular cables.

**PRODUCT FEATURES:**

- ▶ Halogen free
- ▶ Silicone free
- ▶ Phosphorous free
- ▶ Cadmium free
- ▶ Self extinguishing



**CONSTRUCTION:**

**Material** Bright nickel plated extruded brass gland body and compression head (Brass BS EN 50262 1999 / Brass extrusion BS 2874 CZ121 3Pb).

**Seal** PCP (Neoprene) rubber.

**O-Ring** PCP (Neoprene) rubber.

**Insert** Polyamide 6 traction relief clamping insert.

**CHARACTERISTICS:**

**Operating Temperature Range** -40°C to 80°C. Up to 100°C for short periods.

**Protection Class** Water rating IP68. Pressure rating 5 bar.

Code	Entry Thread PG	Thread Length (mm) D	Cable Size Min - Max (mm) A	Hexagonal Across Flats (mm) F	Hexagonal Circumference (mm) C	Assembled Length (mm) E
<b>GK16STD</b>	M16 x 1.5	10.0	6.0 – 9.0	17.0	19.0	20.0
<b>GK20STD</b>	M20 x 1.5	10.0	8.0 – 12.0	22.0	24.5	22.0
<b>GK25STD</b>	M25 x 1.5	10.0	11.0 – 17.0	27.0	30.0	24.0
<b>GK32STD</b>	M32 x 1.5	13.0	16.0 – 21.0	34.0	38.0	28.0
<b>GK40STD</b>	M40 x 1.5	13.0	19.0 – 28.0	43.0	48.0	30.0
<b>GK50STD</b>	M50 x 1.5	14.0	26.0 – 35.0	55.0	61.5	32.0
<b>GK63STD</b>	M63 x 1.5	14.0	32.0 – 47.0	68.0	75.4	34.0

## GK-EMC SERIES

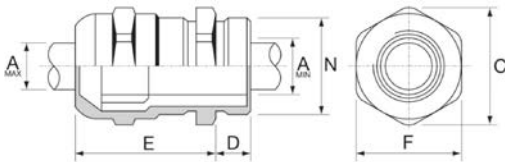
**Metal IP68 EMC Long Thread Gland for Screened Cables (less Locknut)**

### APPLICATIONS:

**Glanding** For watertight glanding of screened circular cables.  
**VSD** Used for glanding copper braided screened VSD cables at both input (power source to variable speed drive) and output (variable speed drive to motor) ends for VSD applications.

### PRODUCT FEATURES:

- ▶ Halogen free
- ▶ Silicone free
- ▶ Phosphorous free
- ▶ Cadmium free
- ▶ Self extinguishing



### CONSTRUCTION:

**Material** Bright nickel plated extruded brass gland body and compression head (Brass BS EN 50262 1999 / Brass extrusion BS 2874 CZ121 3Pb).

**Seal** PCP (Neoprene) rubber.

**O-Ring** PCP (Neoprene) rubber.

**Insert** Polyamide 6 traction relief clamping insert.

### CHARACTERISTICS:

**Operating Temperature Range** -40°C to 80°C. Up to 100°C for short periods.

**Protection Class** Water rating IP68. Pressure rating 5 bar.


### INSTALLATION:

- ▶ Remove plastic insert from base of gland
- ▶ Trim screen to approximately 30% density and partially fold screen back up over the insert
- ▶ Push insert back into base of gland so the screen will contact the lip at the base of the gland for earthing
- ▶ To establish an electrically conductive connection to bare or painted metal surfaces or enclosures - use an LNEMC LOCKNUT which has cutting teeth to bite into the metal

Code	Entry Thread PG	Thread Length (mm) D	Cable Size Min - Max (mm) A	Hexagonal Across Flats (mm) F	Hexagonal Circumference (mm) C	Assembled Length (mm) E
<b>GK16EMC</b>	M16 x 1.5	10.0	6.0 – 9.0	17.0	19.0	20.0
<b>GK20EMC</b>	M20 x 1.5	10.0	8.0 – 12.0	22.0	24.5	22.0
<b>GK25EMC</b>	M25 x 1.5	10.0	11.0 – 17.0	27.0	30.0	24.0
<b>GK32EMC</b>	M32 x 1.5	13.0	16.0 – 21.0	34.0	38.0	28.0
<b>GK40EMC</b>	M40 x 1.5	13.0	19.0 – 28.0	43.0	48.0	30.0
<b>GK50EMC</b>	M50 x 1.5	14.0	26.0 – 35.0	55.0	61.5	32.0
<b>GK63EMC</b>	M63 x 1.5	14.0	32.0 – 47.0	68.0	75.4	34.0

# GM-EMC-FT SERIES

**Metal IP68 EMC feed-through Gland for Copper Tape and Braided Screened Cables (less Locknut)**



**APPLICATIONS:**

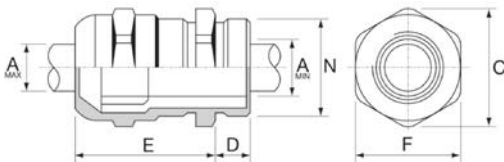
**Glanding** For watertight glanding of screened circular cables.  
**VSD** Used for glanding copper tape and copper braided screened VSD cables at both input (power source to variable speed drive) and output (variable speed drive to motor) ends for VSD applications.

**PRODUCT FEATURES:**

- ▶ Halogen free
- ▶ Silicone free
- ▶ Phosphorous free
- ▶ Cadmium free
- ▶ Self extinguishing

**QUICK TERMINATION:**

Simple handling through the metal terminal insert which automatically compresses/contacts to the screening when the gland is closed. Time is saved by only having to cut 15mm of sheath exposing the screen compared to other glands which require the screen to be terminated or adjusted to suit the gland.



**CONSTRUCTION:**

**Material** Bright nickel plated extruded brass gland body and compression head (Brass BS EN 50262 1999/Brass Extrusion BS 2874 CZ121 3Pb).  
**Seal** Perbunan rubber.  
**O-Ring** Perbunan rubber.  
**Insert** Polyamide traction relief clamping insert.

**CHARACTERISTICS:**

**Operating Temperature Range** -40°C to 100°C. Up to 120°C for short periods.  
**Protection Class** Water rating IP68. Pressure rating 10 bar.

**INSTALLATION:**

- ▶ Strip/cut approximately 15mm of sheath exposing the copper braided screen or copper tape. Note: The sheath may continue until the point where termination tails are required.
- ▶ Compress gland in position until the metal terminal insert makes firm contact with the screen.
- ▶ To establish an electrically conductive connection to bare or painted metal surfaces or enclosures - use an LNEMC LOCKNUT which has cutting teeth to bite into the metal.

Code	Entry Thread PG	Thread Length (mm) D	Cable Size Min - Max (mm) A	Hexagonal Across Flats (mm) F	Hexagonal Circumference (mm) C	Assembled Length (mm) E
GM16EMCFT	M16 x 1.5	10.0	6.0 – 9.0	17.0	19.0	35.0
GM20EMCFT	M20 x 1.5	10.0	8.0 – 12.0	22.0	24.5	40.0
GM25EMCFT	M25 x 1.5	10.0	11.0 – 17.0	27.0	30.0	44.0
GM32EMCFT	M32 x 1.5	13.0	16.0 – 21.0	34.0	38.0	52.0
GM40EMCFT	M40 x 1.5	13.0	19.0 – 28.0	43.0	48.0	60.0
GM50EMCFT	M50 x 1.5	14.0	26.0 – 35.0	55.0	61.5	66.0
GM63EMCFT	M63 x 1.5	14.0	32.0 – 47.0	68.0	75.4	66.0

Firstflex has taken every precaution to ensure accurate information in this catalogue, but accept no liability for any errors or omissions. Firstflex reserves the right to modify specifications at any time.

## GLANDS & ACCESSORIES

### GMF SERIES

**Metal IP54 Gland for Flat Flexible Cables  
(less Locknut)**



#### APPLICATIONS:

**Glanding** For glanding of FLAT flexible cables.

#### PRODUCT FEATURES:

- ▶ Halogen free
- ▶ Silicone free
- ▶ Phosphorous free
- ▶ Cadmium free
- ▶ Self extinguishing

#### CONSTRUCTION:

**Material** Bright nickel plated extruded brass gland body and compression head.

**Seal** Oil resistant rubber.

**Pressure Plate** Galvanised steel.

#### CHARACTERISTICS:

**Operating Temperature Range** -40°C to 80°C. Up to 100°C for short periods.

**Protection Class** Water rating IP54.

Code	Entry Thread PG	Thread Length (mm)	Cable Size Min - Max (mm)	Hexagonal Across Flats (mm)	Hexagonal Circumference (mm)	Assembled Length (mm)
<b>GMF020611-20x16</b>	M20 x 1.5	6.0	4.0 - 5.5 x 13.0 - 15.0	22	24	19.5
<b>GMF020611-25x16</b>	M25 x 1.5	7.0	4.0 - 5.5 x 13.0 - 15.0	22	30	19.5
<b>GMF020611-25x21</b>	M25 x 1.5	7.0	4.5 - 7.5 x 14.0 - 20.0	28	30	23.0
<b>GMF020611-32x29</b>	M32 x 1.5	8.0	4.5 - 10.0 x 19.0 - 27.0	37	40	25.5
<b>GMF020611-40x29</b>	M40 x 1.5	8.0	4.5 - 10.0 x 19.0 - 27.0	37	43	25.5
<b>GMF020611-40x36</b>	M40 x 1.5	8.0	4.5 - 13.0 x 29.0 - 36.0	47	50	29.5
<b>GMF020611-50x36</b>	M50 x 1.5	9.0	4.5 - 13.0 x 29.0 - 36.0	47	55	29.5
<b>GMF020611-50x42</b>	M50 x 1.5	9.0	4.5 - 14.0 x 38.0 - 44.0	54	57	33.0
<b>GMF020611-63x48</b>	M63 x 1.5	10.0	5.0 - 18.0 x 44.0 - 53.0	60	66	35.0
<b>CURVED CABLE ENTRY</b>						
<b>GMF020616-63x48</b>	M63 x 1.5	10.0	6.0 - 9.0 x 54.0 - 62.0	60	66	35.0



## GMA2 SERIES

### Metal IP68 A2 Unarmoured Cable Gland C/W Locknut

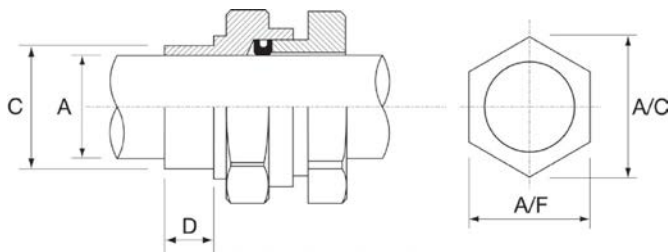


#### APPLICATIONS:

**Glanding** For watertight glanding of unshielded/unarmoured circular cables.

#### OPTIONAL ACCESSORIES:

- ▶ PVC shroud
- ▶ Earth tag
- ▶ Adaptors and reducers



#### CONSTRUCTION:

**Material** Bright nickel plated extruded brass gland body and compression head BS2874 (CZ121 Brass).

**Seal** CPE (Neoprene) rubber.

**Insert** NBR (Nitrial Butadienne Rubber).

#### CHARACTERISTICS:

**Operating Temperature Range** -60 to 150°C.

**Protection Class** IP68.

Code	Size	Entry Threads		Cable Overall Diameter		Hexagonal Size		PVC Shroud Code
		Dia. C (mm)	Length D (mm)	A (mm)		A/F (mm)	A/C (mm)	
				Min	Max			
<b>GMA216</b>	A2 - 16	16	15	3.50	8.50	19.0	22.0	GMSH16/20SS
<b>GMA220SS</b>	A2 - 20SS	20	15	3.50	8.50	22.0	25.0	GMSH16/20SS
<b>GMA220S</b>	A2 - 20S	20	15	8.00	10.80	22.0	25.0	GMSH20S
<b>GMA220</b>	A2 - 20	20	15	11.00	14.70	24.0	27.0	GMSH20
<b>GMA225S</b>	A2 - 25S	25	15	12.00	15.00	28.0	32.0	GMSH25
<b>GMA225</b>	A2 - 25	25	15	13.00	20.30	28.0	32.0	GMSH25
<b>GMA232</b>	A2 - 32	32	15	19.00	26.20	41.0	45.0	GMSH32
<b>GMA240</b>	A2 - 40	40	20	26.00	34.00	46.0	51.0	GMSH40
<b>GMA250</b>	A2 - 50	50	20	36.00	45.00	64.0	70.0	GMSH50
<b>GMA263S</b>	A2 - 63S	63	20	43.00	50.80	70.0	77.0	GMSH63S
<b>GMA263</b>	A2 - 63	63	20	48.00	56.50	75.0	83.0	GMSH63
<b>GMA275S</b>	A2 - 75S	75	20	55.00	62.00	84.0	93.0	GMSH75S
<b>GMA275</b>	A2 - 75	75	20	61.00	68.50	87.0	97.0	GMSH75
<b>GMA290</b>	A2 - 90	90	20	67.00	80.00	102.0	113.0	GMSH90

# GLANDS & ACCESSORIES

## GMCW SERIES

**Metal IP66 CW Cable Gland for SWA Armoured Cables C/W Locknut**

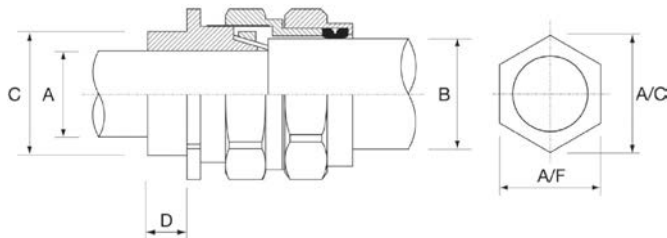


### APPLICATIONS:

**Glanding** For glanding of Steel Wire Armoured (SWA) circular cables.

### OPTIONAL ACCESSORIES:

- ▶ PVC shroud
- ▶ Earth tag
- ▶ Adaptors and reducers



### CONSTRUCTION:

**Material** Bright nickel plated extruded brass gland body, armour locking ring and compression head BS2874 (CZ121 Brass).

**Seal** CPE (Neoprene) rubber.

**Insert** CPE (Neoprene) rubber.

### CHARACTERISTICS:

**Operating Temperature Range** -60°C to 150°C.

**Protection Class** IP66.

Code	Size	Entry Threads		Cable Bedding Diameter		Cable Overall Diameter		Hexagonal Size		PVC Shroud Code
		Dia. C (mm)	Length D (mm)	A (mm)		B (mm)		A/F (mm)	A/C (mm)	
				Min	Max	Min	Max			
<b>GMCW16</b>	CW-16	16	15	5.00	8.60	8.00	13.20	24.00	27.00	GMSH16/20SS
<b>GMCW20SS</b>	CW-20SS	20	15	5.00	8.60	8.00	13.20	24.00	27.00	GMSH16/20SS
<b>GMCW20S</b>	CW-20S	20	15	8.00	11.80	12.90	17.20	24.00	27.00	GMSH20S
<b>GMCW20</b>	CW-20	20	15	11.00	14.00	15.50	20.80	27.70	31.00	GMSH20
<b>GMCW25S</b>	CW-25S	25	15	12.00	17.00	17.50	24.00	31.50	35.00	GMSH25S
<b>GMCW25</b>	CW-25	25	15	13.00	20.30	20.00	27.20	35.00	39.00	GMSH25
<b>GMCW32</b>	CW-32	32	15	19.00	26.20	26.70	34.00	43.00	47.50	GMSH32
<b>GMCW40</b>	CW-40	40	20	25.00	32.20	33.00	40.50	51.50	57.00	GMSH40
<b>GMCW50S</b>	CW-50S	50	20	31.50	38.20	39.40	46.80	58.50	65.00	GMSH50S
<b>GMCW50</b>	CW-50	50	20	36.50	44.00	45.70	53.20	66.00	73.00	GMSH50
<b>GMCW63S</b>	CW-63S	63	20	42.50	50.00	52.10	59.00	72.00	80.00	GMSH63S
<b>GMCW63</b>	CW-63	63	20	49.10	56.00	58.40	66.00	80.00	89.00	GMSH63
<b>GMCW75S</b>	CW-75S	75	20	54.50	62.00	64.80	72.00	86.50	97.00	GMSH75S
<b>GMCW75</b>	CW-75	75	20	60.50	68.00	71.10	78.00	94.00	105.00	GMSH75
<b>GMCW90</b>	CW-90	90	20	66.00	79.00	77.00	90.00	106.00	118.00	GMSH90

## LN-STD SERIES

Bright Nickel Plated Brass  
Standard Locknuts



Code	Size (mm)	Description
<b>LN16STD</b>	16.0	16mm Standard Locknut
<b>LN20STD</b>	20.0	20mm Standard Locknut
<b>LN25STD</b>	25.0	25mm Standard Locknut
<b>LN32STD</b>	32.0	32mm Standard Locknut
<b>LN40STD</b>	40.0	40mm Standard Locknut
<b>LN50STD</b>	50.0	50mm Standard Locknut
<b>LN63STD</b>	63.0	63mm Standard Locknut

## LN-EMC SERIES

Bright Nickel Plated Brass  
EMC Locknuts with Cutting Edges



Code	Size (mm)	Description
<b>LN16EMC</b>	16.0	16mm EMC Locknut
<b>LN20EMC</b>	20.0	20mm EMC Locknut
<b>LN25EMC</b>	25.0	25mm EMC Locknut
<b>LN32EMC</b>	32.0	32mm EMC Locknut
<b>LN40EMC</b>	40.0	40mm EMC Locknut
<b>LN50EMC</b>	50.0	50mm EMC Locknut
<b>LN63EMC</b>	63.0	63mm EMC Locknut

EMC Locknuts have **Cutting Edges** to establish an electrically conductive connection to a bare or painted metal surface or cabinet – this ensures optimum performance of screened cables.

## LG SERIES

Little Grippers 16mm and 20mm



Thread Fit

Code	Size and Description	Quantity
<b>16mm Little Grippers</b>		
Suitable for flexible cable from 5mm OD - 10mm OD		
<b>LG16CW</b>	16mm with Lock Bush	Packed in 100's
<b>20mm Little Grippers</b>		
Suitable for flexible cable 8mm OD - 13mm OD		
<b>LG20CW</b>	20mm with Lock Bush	Packed in 50's

## DOGBONE

Cable Strain Relief



Code	Description
<b>DOGBON</b>	Black Rubber Cable Strain Relief

# GLANDS & ACCESSORIES

## RN SERIES

Bright Nickel Plated Brass Reducer



Code	Male to Female	Description
<b>RN20-16</b>	M20 to M16	Hex Reducer Nickel/Brass
<b>RN25-20</b>	M25 to M20	Hex Reducer Nickel/Brass
<b>RN32-25</b>	M32 to M25	Hex Reducer Nickel/Brass
<b>RN40-32</b>	M40 to M32	Hex Reducer Nickel/Brass
<b>RN50-40</b>	M50 to M40	Hex Reducer Nickel/Brass
<b>RN63-50</b>	M63 to M50	Hex Reducer Nickel/Brass

## GCR

Galvanised Reducers



Code	Size
<b>GCR 20-16</b>	20-16mm
<b>GCR 25-20</b>	25-20mm
<b>GCR 32-25</b>	32-25mm
<b>GCR 40-32</b>	40-32mm
<b>GCR 50-40</b>	50-40mm
<b>GCR 63-50</b>	63-50mm

## RT SERIES

Nylon Reducers



Code	Size and Description
<b>RT2016</b>	20-16mm Reducer
<b>RT2520</b>	25-20mm Reducer

## SSR

Stainless Steel Reducer



Code	Size
<b>SSR 20-16</b>	20 - 16mm
<b>SSR 25-20</b>	25 - 20mm
<b>SSR 32-25</b>	32 - 25mm

## AM SERIES

Bright Nickel Plated Brass Enlarger



Code	Male to Female	Description
<b>AM16M20</b>	M16 to M20	Circular Enlarger Nickel/Brass
<b>AM20M25</b>	M20 to M25	Circular Enlarger Nickel/Brass
<b>AM25M32</b>	M25 to M32	Circular Enlarger Nickel/Brass

Firstflex has taken every precaution to ensure accurate information in this catalogue, but accept no liability for any errors or omissions. Firstflex reserves the right to modify specifications at any time.

## CLWM SERIES

### Wide Mouth Crimp Lugs



When a bell mouth crimp lug is used in conjunction with a flexible conductor, it is recommended to use the same size crimp lug as per the conductor. i.e. use CLWM120 (120mm<sup>2</sup>) crimp lug with 120mm<sup>2</sup> flexible cable. For crimping 6mm<sup>2</sup> to 120mm<sup>2</sup> lugs you can use either a manual tool or 13 tonne hydraulic crimp tool. For 150mm<sup>2</sup> flexible conductors and above, use a 23 tonne hydraulic tool.

For easier termination of fine stranded cables. **Compliant with Standard AS/NZS 4325.**

Code	Cable Size (mm <sup>2</sup> )	Stud Size ø (mm)
CLWM6M6	6	6
CLWM6M8	6	8
CLWM6M10	6	10
CLWM10M6	10	6
CLWM10M8	10	8
CLWM10M10	10	10
CLWM16M6	16	6
CLWM16M8	16	8
CLWM16M10	16	10
CLWM25M6	25	6
CLWM25M8	25	8
CLWM25M10	25	10
CLWM35M8	35	8
CLWM35M10	35	10
CLWM35M12	35	12
CLWM50M8	50	8
CLWM50M10	50	10

Code	Cable Size (mm <sup>2</sup> )	Stud Size ø (mm)
CLWM50M12	50	12
CLWM70M8	70	8
CLWM70M10	70	10
CLWM70M12	70	12
CLWM95M8	95	8
CLWM95M10	95	10
CLWM95M12	95	12
CLWM120M10	120	10
CLWM120M12	120	12
CLWM150M10	150	10
CLWM150M12	150	12
CLWM185M12	185	12
CLWM185M16	185	16
CLWM240	240	(blank)
CLWM300	300	(blank)
CLWM400	400	(blank)

## BF SERIES

### Bootlace Ferrules Non-Insulated



For easier termination of fine stranded cables.

Code	Cable Size (mm <sup>2</sup> )	Length
BF1.0/10	1.0	10.0 - 12.0
BF1.5/10	1.5	10.0 - 12.0
BF2.5/10	2.5	10.0 - 12.0
BF4.0/10	4.0	10.0 - 12.0
BF6.0/10	6.0	10.0 - 12.0
BF10/18	10.0	12.0 - 18.0
BF16/18	16.0	12.0 - 18.0
BF25/18	25.0	18.0 - 20.0

Code	Cable Size (mm <sup>2</sup> )	Length
BF35/18	35.0	18.0 - 20.0
BF50/18	50.0	18.0 - 20.0
BF70/25	70.0	25.0 - 32.0
BF95/25	95.0	25.0 - 32.0
BF120/30	120.0	30.0 - 32.0

*Length may vary depending on stock.*