


Motorhome and Caravan Electrical Fittings



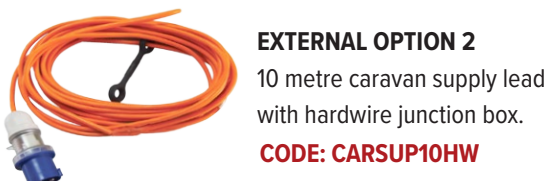
EXTERNAL



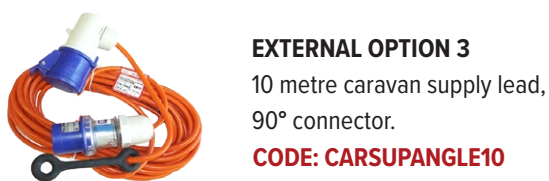
CARAVAN CONVERSION KIT
Contains Scame IP67 Connector, IP67 Inlet and IP44 Plug
CODE: CCK67



EXTERNAL OPTION 1
Surface mounted inlet with 10 metre caravan supply lead.



EXTERNAL OPTION 2
10 metre caravan supply lead with hardwire junction box.
CODE: CARSUP10HW



EXTERNAL OPTION 3
10 metre caravan supply lead, 90° connector.
CODE: CARSUPANGLE10

CAMP & MARINE

Firstflex has taken every precaution to ensure accurate information in this catalogue, but accept no liability for any errors or omissions. Firstflex reserves the right to modify specifications at any time.



Camping and Marine Accessories

Campmate - RCD Protected Power Lead

- ▶ For use when camping in tents / outdoor functions / workshops and anywhere else that electricity is being used in a potentially unsafe environment
- ▶ Rugged construction
- ▶ Waterproof rating IP44
- ▶ 10 Amp domestic outlet
- ▶ Protected by RCD safety switch
- ▶ 15 metre lead, connector and plug



Code: CAMPMATE15

Caravan Supply Leads

Supply lead for caravans and motorhomes to connect to campground power supply units.

- ▶ 10, 15, 20 or 30 metre lead connector and plug
- ▶ Complete with strain relief Dog Bone



Code	Description
CARSUP10	10 metre with IP44 Plug & IP67 Connector
CARSUP10B	10 metre with IP44 Plug and Connector
CARSUP15	15 metre with IP44 Plug & IP67 Connector
CARSUP20	20 metre with IP44 Plug & IP67 Connector
CARSUP30	30 metre with IP44 Plug & IP67 Connector
DOGBON	Cable Strain Relief (sold separately)

Marina Power Tool Lead

To supply power to tools and appliances used onboard when the vessel does not have its own shore power switchboard.

- ▶ Waterproof 10 Amp outlet, MCB or RCBO overload
- ▶ 10, 15 or 20 metre long lead, plus marina plug



Code	Description
MARSUP10	10 metre
MARSUP15	15 metre
MARSUP20	20 metre

Add an 'E' at the end of code to have the RCBO option provided.
eg. MARSUP10E = Marina Power Tool Lead with an RCBO.

Firstflex has taken every precaution to ensure accurate information in this catalogue, but accept no liability for any errors or omissions. Firstflex reserves the right to modify specifications at any time.

Demo15 - Single Phase Kilowatt Hour Meter

A single phase electronic watt-hour meter that uses microelectronics techniques to accurately and directly measure 50Hz or 60Hz active energy consumption.

This product can be fitted to our Power Supply Box or Pillars to enable billing of each site for actual power usage.

Code: DEMO15



Caravan Supply Adaptor

Power your motorhome from a domestic outlet.

- ▶ From 10 Amp domestic lead to 16 Amp connector - 1.2 metre lead
- ▶ Includes a 10A RCBO to protect the house supply. Services may be reduced in the caravan
- ▶ Suitable for indoor use only.
- ▶ Complies with AS/NZS 3820:2009+A1, Tested to AS/NZS 3760

Code: CARSUPADA



CheckMate - Inline Power Meter

Suitable for campgrounds and holiday parks with existing power supply boxes. Add to an existing power supply box to allow you to measure and charge for electricity used.

- ▶ IP66 weatherproof and UV resistant enclosure with DIN-mounted kilowatt hour meter
- ▶ Simply install a single lead to sites where potential usage would be greater than that allowed for in the general site charge
- ▶ 16A plug IP44 & 16A connector IP67
- ▶ 10 metre heavy duty power lead

Code: CHECKMATE

